



Matchday 3  
SERIE A TIM 2022-2023

# MATCH REPORT



**SALERNITANA**



**SAMPDORIA**

Salerno 28/08/2022  
ARECHI STADIUM 18:30



**SALERNITANA**

**4-0**

**SAMPDORIA**



## Line-ups

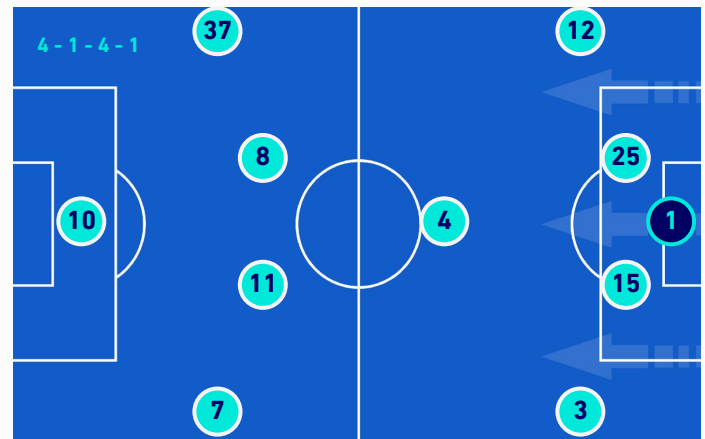
SALERNITANA	
33	LUIGI SEPE GK
2	DYLAN BRONN
23	NORBERT GYOMBER
17	FEDERICO FAZIO
87	ANTONIO CANDREVA
18	LASSANA COULIBALY
25	GIULIO MAGGIORE
10	TONNY VILHENA
30	PASQUALE MAZZOCCHI
29	BOULAYE DIA
9	FEDERICO BONAZZOLI



Bench	
1	VINCENZO FIORILLO
12	ALESSANDRO MICAI
3	DOMAGOJ BRADARIC
4	PAWEL JAROSZYNSKI
6	JUNIOR SAMBIA
11	ERIK BOTHEIM
14	DIEGO VALENCIA
19	JULIAN KRISTOFFERSEN
20	GRIGORIS KASTANOS
28	LEONARDO CAPEZZI
35	ANDREI MOTOC
39	ANTONIO IERVOLINO
98	LORENZO PIROLA

Coach **DAVIDE NICOLA**

SAMPDORIA	
	GK EMIL AUDERO 1
	FABIO DEPAOLI 12
	ALEX FERRARI 25
	OMAR COLLEY 15
	TOMMASO AUGELLO 3
	GONZALO VILLAR 4
	MEHDI LERIS 37
	TOMAS RINCON 8
	ABDELHAMID SABIRI 11
	FILIP DJURICIC 7
	FRANCESCO CAPUTO 10



Bench	
	NIKITA CONTINI 22
	NICOLA RAVAGLIA 30
	VALERIO VERRE 5
	MAXIME LEVERBE 6
	RONALDO VIEIRA 14
	TELASCO SEGOVIA 19
	JEISON MURILLO 21
	MANOLO GABBIADINI 23
	BARTOSZ BERESZYNSKI 24
	FABIO QUAGLIARELLA 27
	GERARD YEPES 28
	LORENZO MALAGRIDA 31

Coach **MARCO GIAMPAOLO**

Referee **DAVIDE MASSA**  
Assistant referee 1 **DAVIDE MORO**  
Assistant referee 2 **DARIO GARZELLI**

Fourth Official **ERMANNIO FELICIANI**  
V.A.R.: **FEDERICO LA PENNA**  
A.V.A.R.: **LUCA ZUFFERLI**

Salerno 28/08/2022 ARECHI STADIUM - 18:30

TIM



**SALERNITANA**

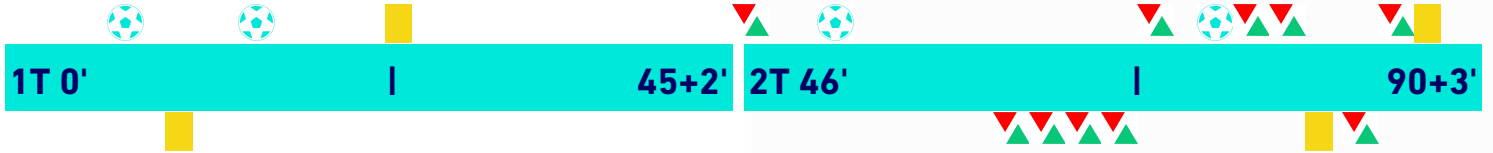
**4-0**

**SAMPDORIA**



## Match Events

SAL



SAM

**SALERNITANA**

**4**

	B. DIA	7'	
	F. BONAZZOLI	16'	
	(B. DIA)	16'	
	P. MAZZOCCHI	26'	
	G. KASTANOS   P. MAZZOCCHI	Int	
	T. VILHENA	50'	
	(L. COULIBALY)	50'	
	E. BOTHEIM   F. BONAZZOLI	65'	
	E. BOTHEIM	76'	
	(B. DIA)	76'	
	J. SAMBIA   A. CANDREVA	78'	
	D. VALENCIA   B. DIA	78'	
	L. PIROLA   N. GYOMBER	81'	
	E. BOTHEIM	85'	

**SAMPDORIA**

**0**

	F. DEPAOLI	11'	
	R. VIEIRA   G. VILLAR	62'	
	V. VERRE   F. DJURICIC	62'	
	F. QUAGLIARELLA   F. CAPUTO	63'	
	M. GABBIADINI   M. LERIS	63'	
	T. RINCON	79'	
	G. YEPES   A. SABIRI	80'	

### Legend

- Goal
- Owngoal
- Penalty
- Missed Penalty
- Yellow Card
- Assist
- Red Card
- Substitution
- Second Yellow Card



**SALERNITANA**

**4-0**

**SAMPDORIA**



## Game time



Played Time  
56%



1st Half - 2nd Half  
27'32 - 25'25

## BALL POSSESSION

Played Time 52'57



Total 23'50



Total 29'07



## QUARTERS BALL POSSESSION

1st H	0'-15'	2nd H	0'-15'
3'37	3'29	3'56	5'06
	16'-30'		16'-30'
3'37	5'21	2'31	5'13
	31'-47'		31'-47'
5'40	5'48	4'29	4'10

## TEAM STATS

	SAL	SAM
Attempts	9	17
Attempts on target (goals)	6(4)	6(0)
Attempts on target by Set piece plays	1	1
Attempts on target by Free Kick	1	
Attempts on target from penalty box	4	6
Posts	1	
Attempts off target	2	6
Blocked Shots	1	5
Scoring Chances	7	13
Key Passes	4	13
Assists	3	
Fouls Committed	19	14
Corners	6	3
Offsides	1	4
Cross Successful/Attempted	7/16	2/6
Dribbling	5	7
Passes Completed	308	412
Passes Completed/Attempted (%)	80%	84%
Passes Final Third	62	67
Balls played forward	139	156
Long Passes	25	26
Saves	6	2
Gained Possessions	52	63





**SALERNITANA**

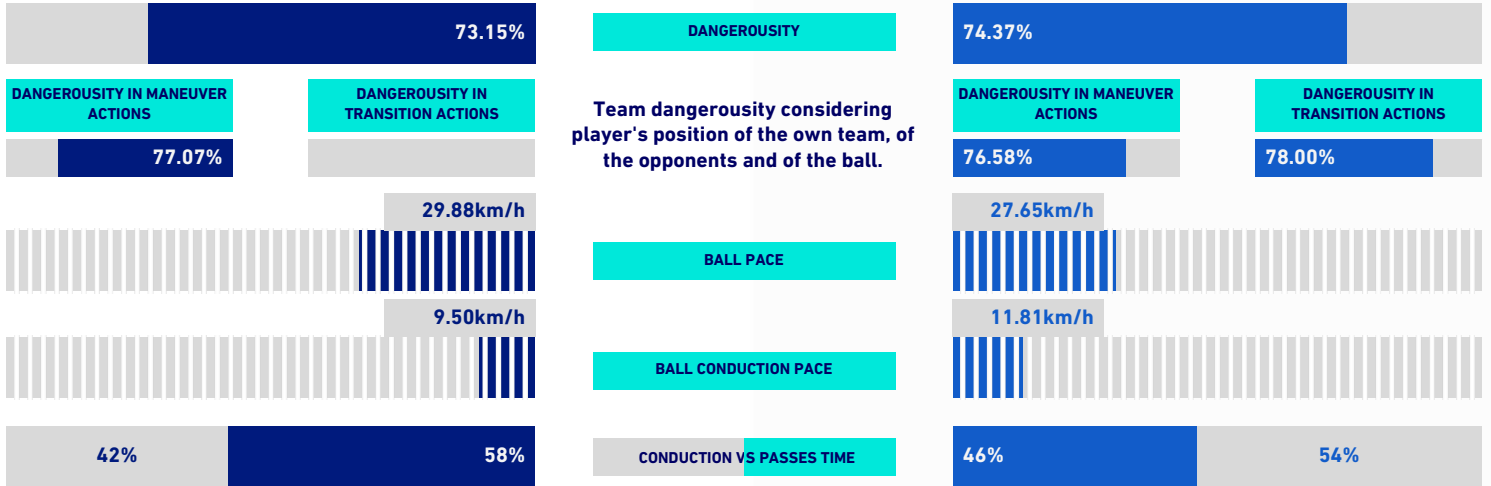
**4-0**

**SAMPDORIA**



## VIRTUAL COACH

### TEAM INDICATORS



### RECORDMEN

#### PASS GAIN

Number of players overtaken by a vertical pass (only successful passes are considered). It shows how much a player tends to overcome the opponent's pressure lines.

1	87	A. CANDREVA	6.00	1	12	F. DEPAOLI	4.33
2	10	T. VILHENA	5.60	2	7	F. DJURICIC	4.00
3	17	F. FAZIO	3.20	3	8	T. RINCON	3.60
4	25	G. MAGGIORE	3.00	4	1	E. AUDERO	3.33
5	33	L. SEPE	2.50	5	3	T. AUGELLO	3.20

#### PASS RISK

Measures the player's propensity to risk the pass (only successful passes are considered).

1	20	G. KASTANOS	100.00%	1	12	F. DEPAOLI	53.40%
2	17	F. FAZIO	38.17%	2	10	F. CAPUTO	52.50%
3	29	B. DIA	37.33%	3	3	T. AUGELLO	23.40%
4	30	P. MAZZOCCHI	35.00%	4	25	A. FERRARI	20.40%
5	9	F. BONAZZOLI	28.00%	5	15	O. COLLEY	19.76%

#### RECEIVED PRESSURE

How much the player with the ball is pressed by the opposite team. It depends on the speed, running direction and distance from the opponent who is at a shorter distance.

1	20	G. KASTANOS	64.72%	1	10	F. CAPUTO	63.21%
2	29	B. DIA	63.95%	2	11	A. SABIRI	62.69%
3	18	L. COULIBALY	61.36%	3	8	T. RINCON	52.80%
4	23	N. GYOMBER	49.04%	4	7	F. DJURICIC	51.76%
5	25	G. MAGGIORE	47.97%	5	4	G. VILLAR	44.61%

#### PASS AVAILABILITY

Ability of a player to get away from opponents to receive the ball. It is computed for all the teammates of the player in possession.

1	10	T. VILHENA	89.78%	1	3	T. AUGELLO	90.43%
2	87	A. CANDREVA	84.39%	2	12	F. DEPAOLI	88.32%
3	2	D. BRONN	78.83%	3	25	A. FERRARI	81.58%
4	17	F. FAZIO	78.70%	4	37	M. LERIS	81.10%
5	23	N. GYOMBER	75.38%	5	7	F. DJURICIC	80.13%



**SALERNITANA**

**4-0**

**SAMPDORIA**



## PLAYERS RANKING [ATHLETICS PERFORMANCE]

Jog - Run - Sprint (km)			
1	TONNY VILHENA	Total 11.135	
		3.734	6.425
			0.974
2	GIULIO MAGGIORE	Total 10.932	
		3.733	6.735
			0.463
3	LASSANA COULIBALY	Total 10.848	
		4.109	5.921
			0.817
4	FEDERICO FAZIO	Total 10.313	
		3.74	6.119
			0.452
5	DYLAN BRONN	Total 10.191	
		4.104	5.581
			0.505

AVG Speed km/h (run)			
1	A. CANDREVA	SAL	10.93
2	G. MAGGIORE	SAL	10.82
3	L. COULIBALY	SAL	10.79
4	G. KASTANOS	SAL	10.76
5	E. BOTHEIM	SAL	10.71

AVG Speed km/h (sprint)			
1	A. CANDREVA	SAL	32.3
2	L. PIROLA	SAL	32.21
3	L. COULIBALY	SAL	31.94
4	B. DIA	SAL	31.41
5	F. BONAZZOLI	SAL	31.27

Jog - Run - Sprint (km)			
1	TOMAS RINCON	Total 10.579	
		3.503	6.372
			0.702
2	FABIO DEPAOLI	Total 10.486	
		3.315	6.242
			0.928
3	ALEX FERRARI	Total 9.84	
		3.798	5.396
			0.645
4	TOMMASO AUGELLO	Total 9.576	
		3.548	4.946
			1.08
5	OMAR COLLEY	Total 9.013	
		3.637	4.893
			0.483

AVG Speed km/h (run)			
1	F. DJURICIC	SAM	11
2	R. VIEIRA	SAM	10.88
3	G. VILLAR	SAM	10.87
4	F. CAPUTO	SAM	10.83
5	T. RINCON	SAM	10.77

AVG Speed km/h (sprint)			
1	A. FERRARI	SAM	33.43
2	F. DEPAOLI	SAM	32.26
3	M. GABBIADINI	SAM	32.14
4	F. CAPUTO	SAM	31.33
5	T. AUGELLO	SAM	31.3

## TEAM STATS [ATHLETICS PERFORMANCE]

Distance Covered (km)	107.543
AVG Speed (km/h)	6.62

Jog-Run-Sprint (km 107.543)		
39.015	60.273	8.254

Distance Covered (km)	100.309
AVG Speed (km/h)	6.31

Jog-Run-Sprint (km 100.309)		
35.908	56.844	7.555

Fitness data displayed in the report are the ones collected in real time and could be different to the post-processed ones, delivered to the coaching staff

<b>Jog:</b>	0-7 km/h	<b>Run:</b>	7.1-15 km/h	<b>Sprint:</b>	15.1+ km/h	<b>Jog + Run + Sprint:</b>	Distance covered
<b>TOP Sprinter:</b>	Top four players per team						



Salerno 28/08/2022 ARECHI STADIUM - 18:30



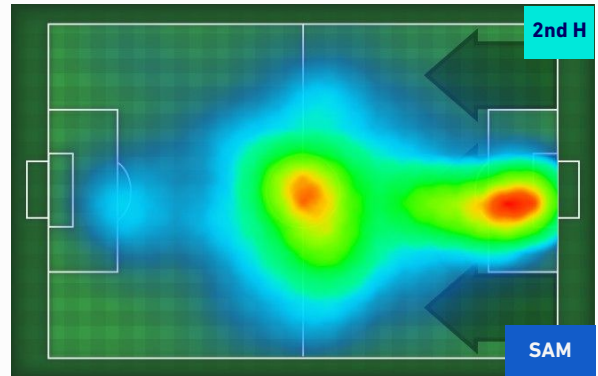
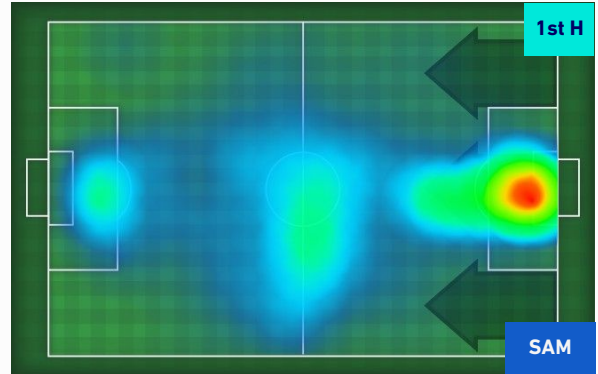
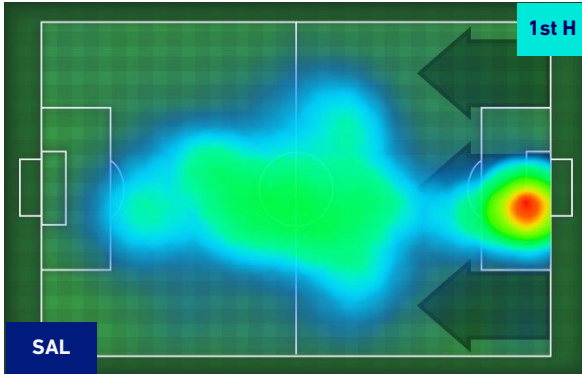
**SALERNITANA**

**4-0**

**SAMPDORIA**



## HEATMAP







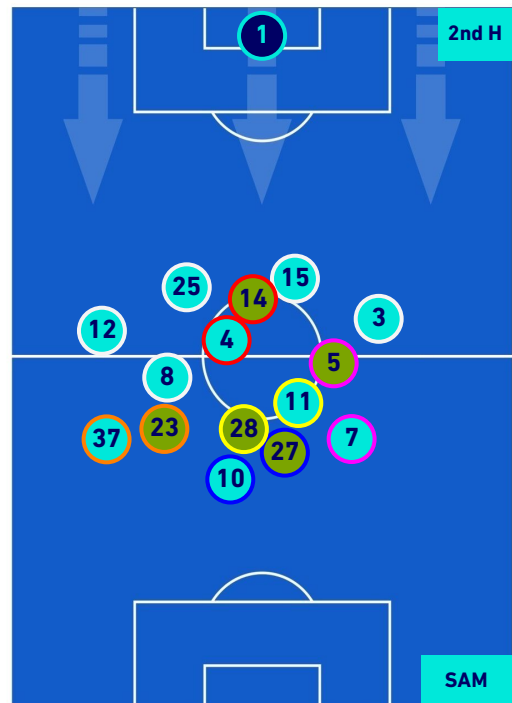
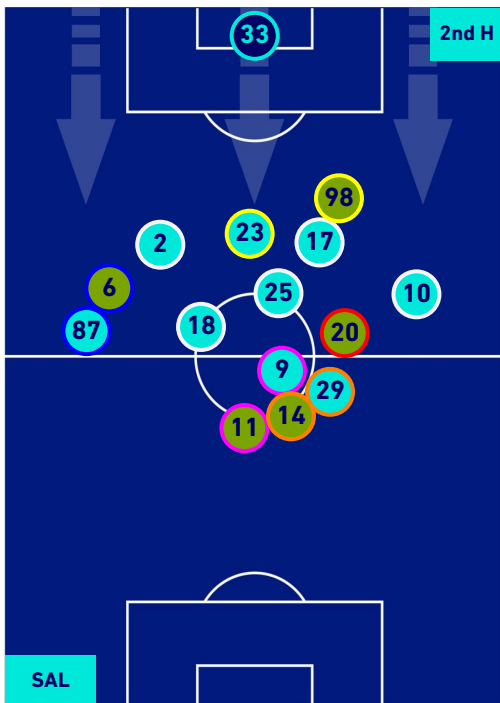
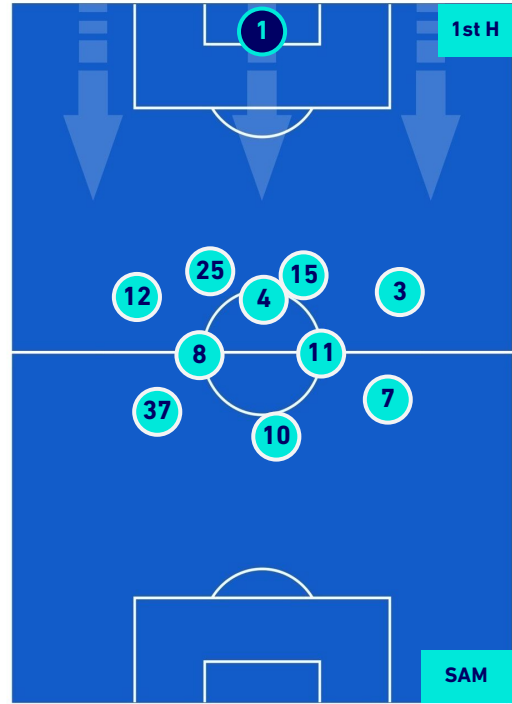
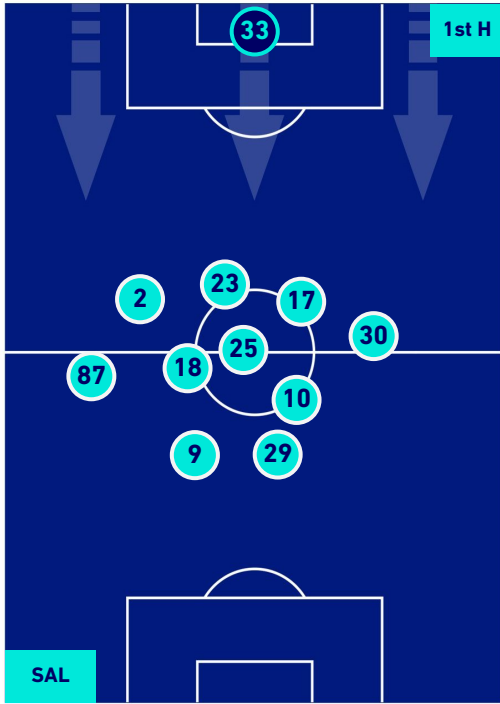
**SALERNITANA**

**4-0**

**SAMPDORIA**



## PLAYERS AVERAGE POSITION



**Legend:**

- 1st Substitution ● Player in
- 2nd Substitution ● Player in
- 3rd Substitution ● Player in
- 4th Substitution ● Player in
- 5th Substitution ● Player in

- Player out
- Player out
- Player out
- Player out
- Player out

- Player in / out
- Player in / out
- Player in / out
- Player in / out
- Player in / out

- 
- 
- 
- 
-



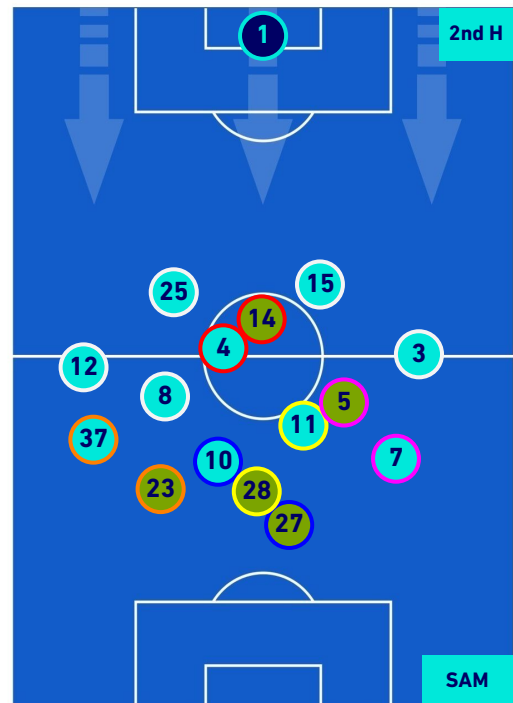
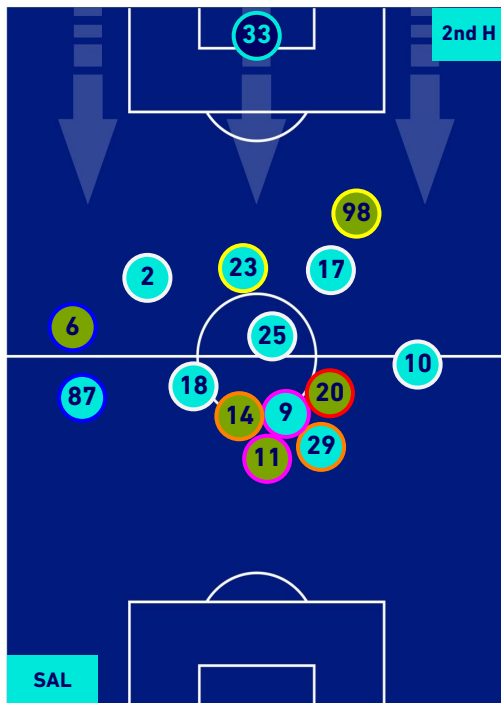
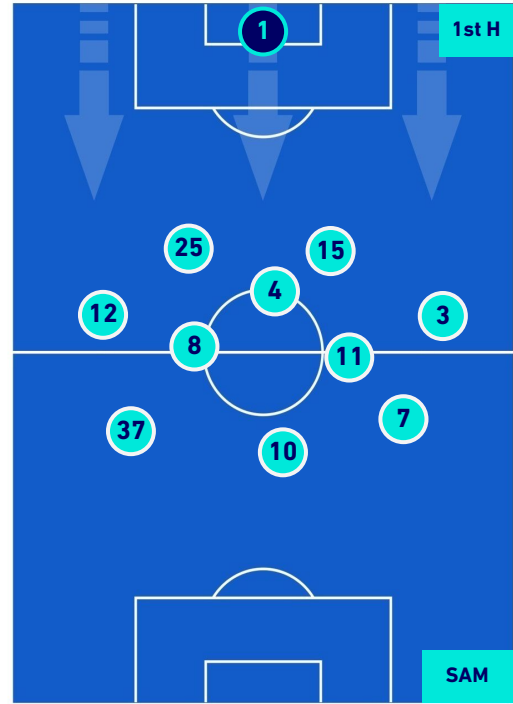
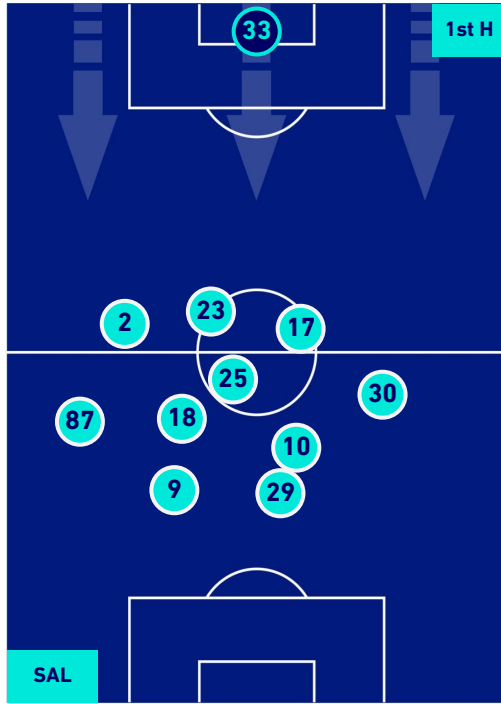
**SALERNITANA**

**4-0**

**SAMPDORIA**



## PLAYERS AVERAGE POSITION [BALL POSSESSION]



Legend:

- 1st Substitution Player in
- 2nd Substitution Player in
- 3rd Substitution Player in
- 4th Substitution Player in
- 5th Substitution Player in

- Player out
- Player out
- Player out
- Player out
- Player out

- Player in / out
- Player in / out
- Player in / out
- Player in / out
- Player in / out

- 
- 
- 
- 
-



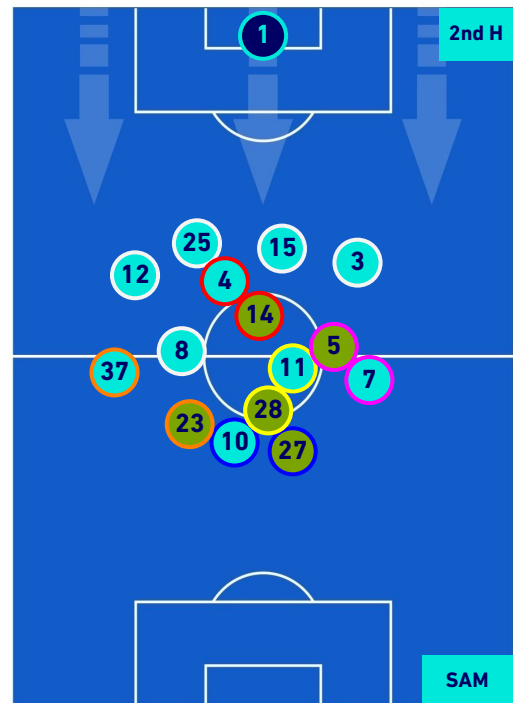
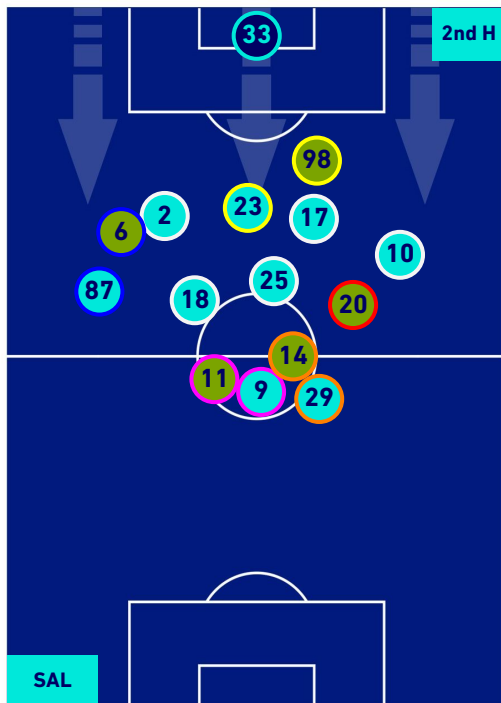
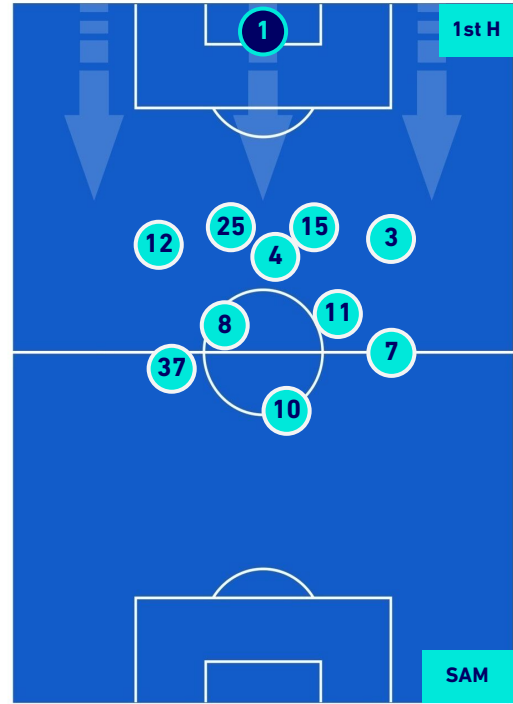
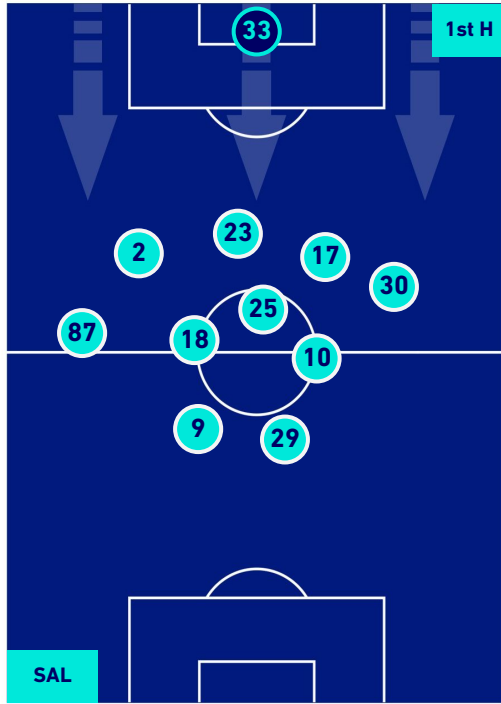
**SALERNITANA**

**4-0**

**SAMPDORIA**



## PLAYERS AVERAGE POSITION [NO BALL POSSESSION]



- Legend:
- 1st Substitution ● Player in
  - 2nd Substitution ● Player in
  - 3rd Substitution ● Player in
  - 4th Substitution ● Player in
  - 5th Substitution ● Player in
  - Player out
  - Player out
  - Player out
  - Player out
  - Player out

- Player in / out
- Player in / out
- Player in / out
- Player in / out
- Player in / out



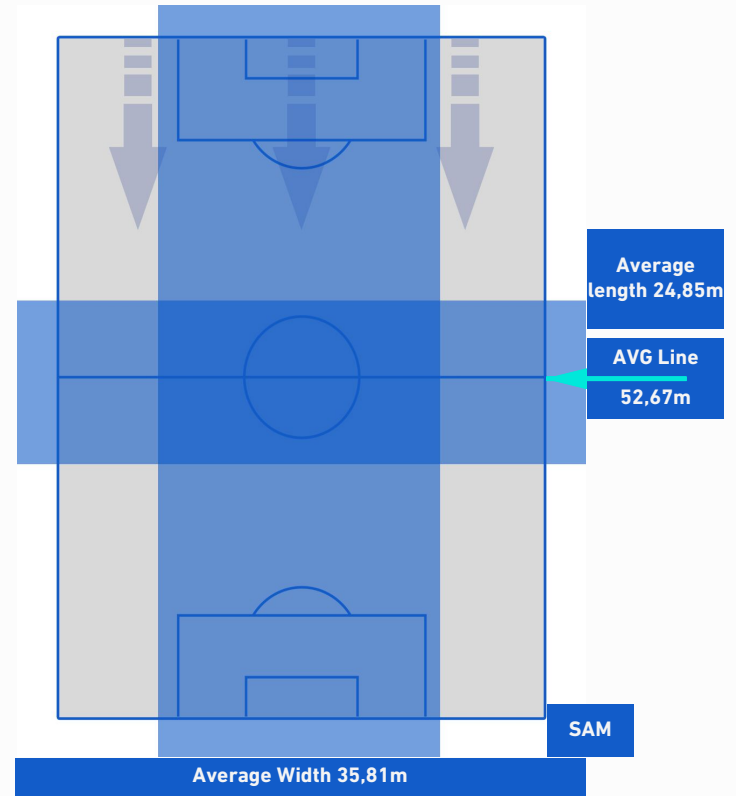
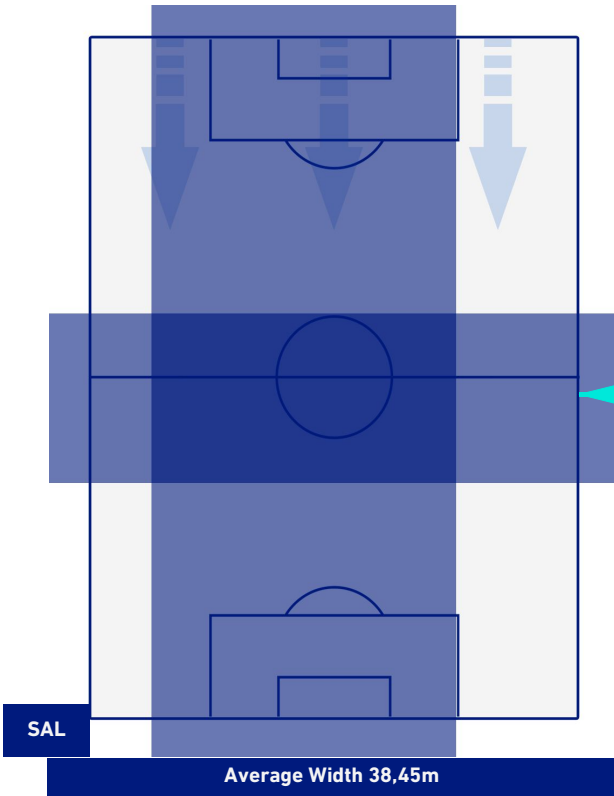
**SALERNITANA**

**4-0**

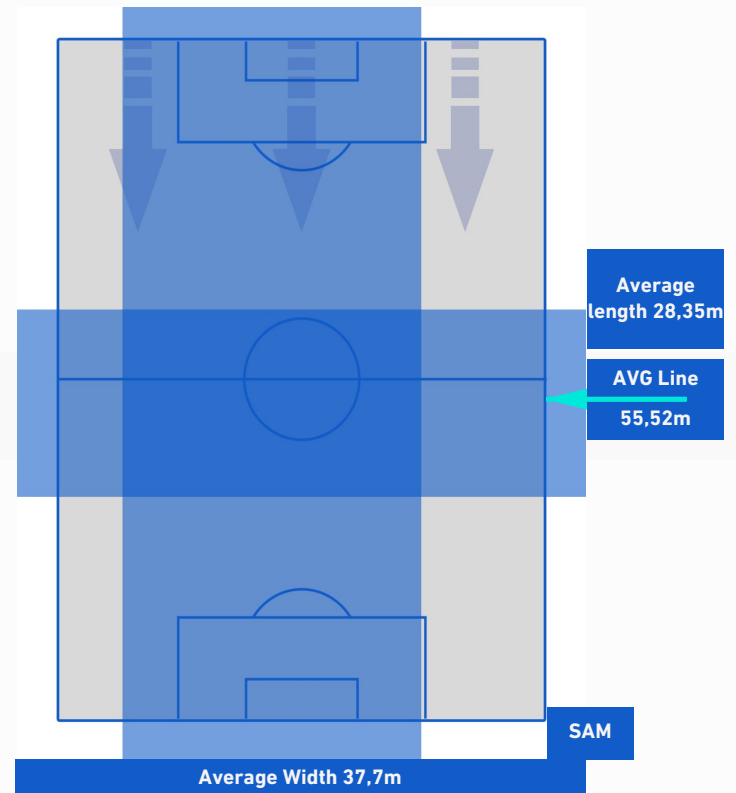
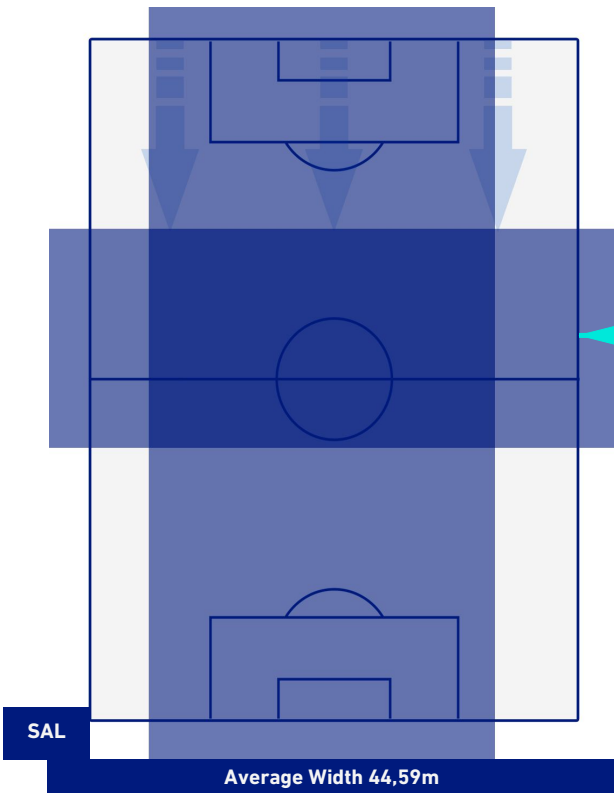
**SAMPDORIA**



## TEAM'S DEFENSE POSITION 1st H



## TEAM'S DEFENSE POSITION 2nd H





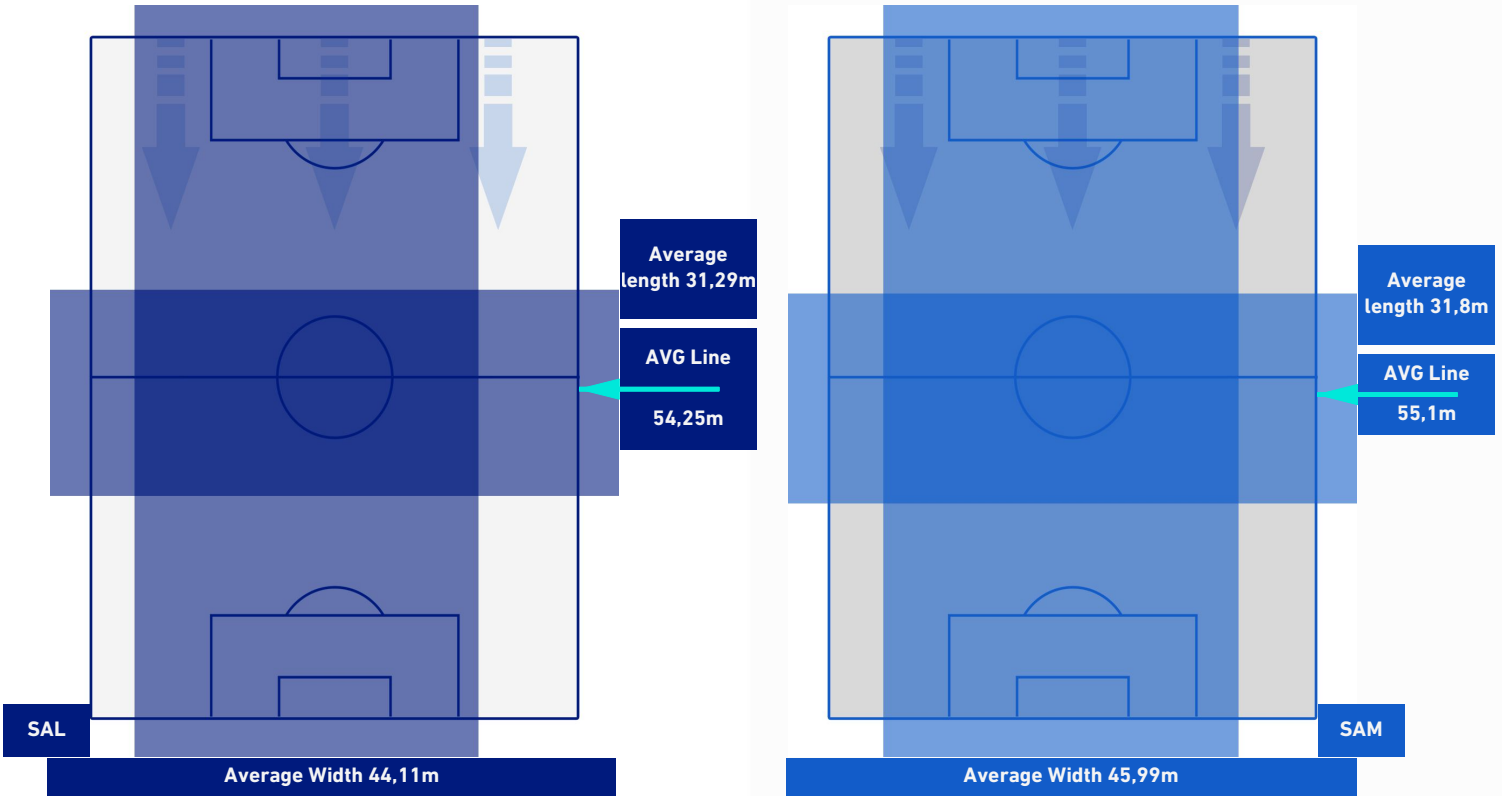
**SALERNITANA**

**4-0**

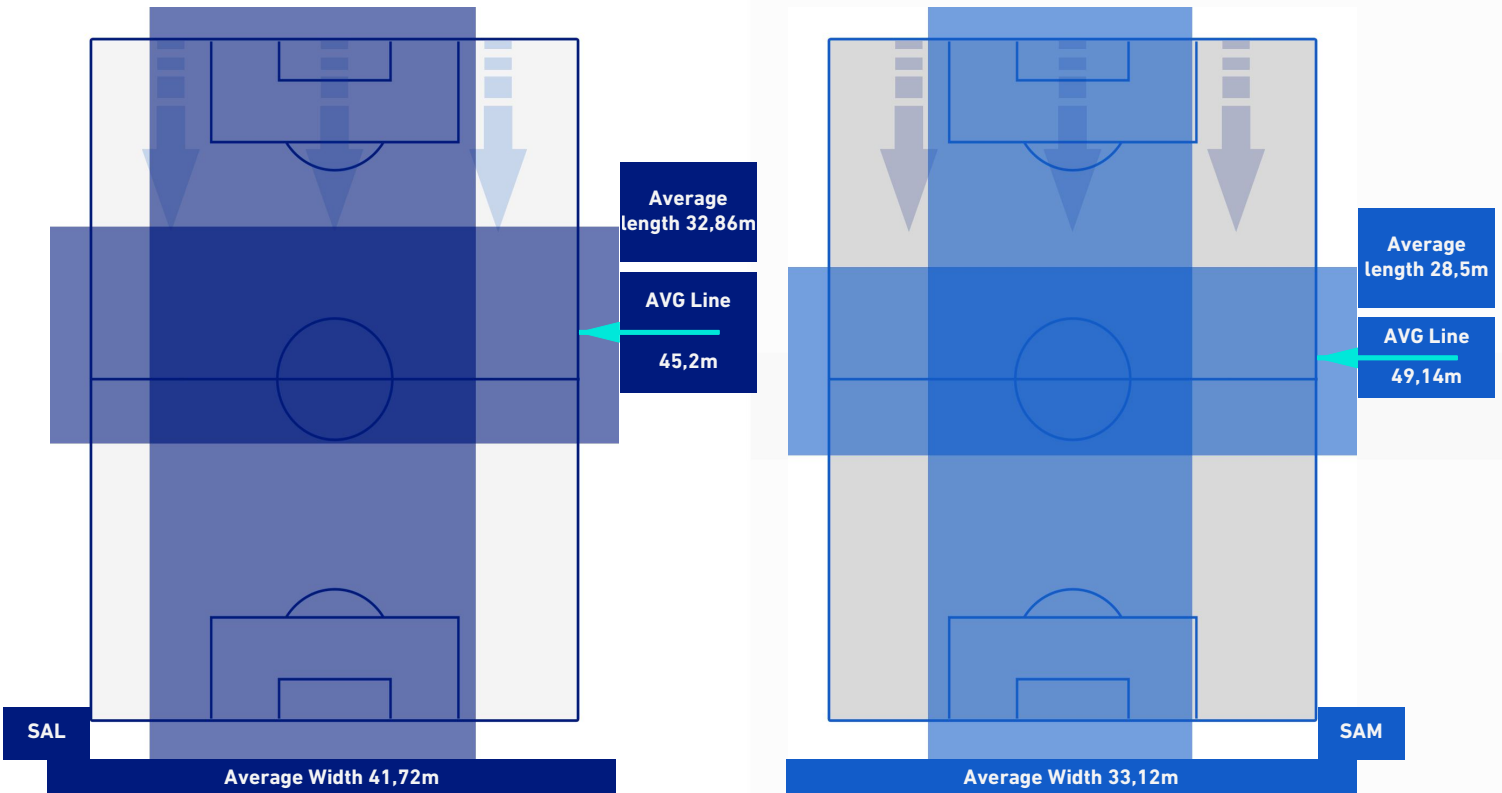
**SAMPDORIA**



## TEAM'S DEFENSE POSITION (BALL POSSESSION)



## TEAM'S DEFENSE POSITION (NO BALL POSSESSION)



Salerno 28/08/2022 ARECHI STADIUM - 18:30



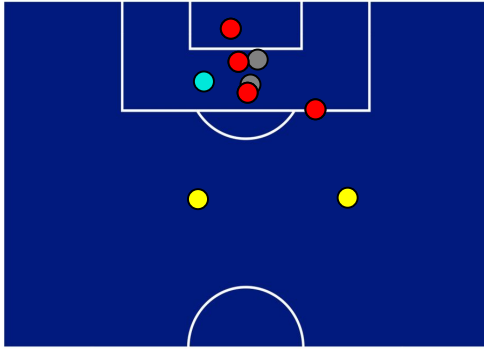
**SALERNITANA**

**4-0**

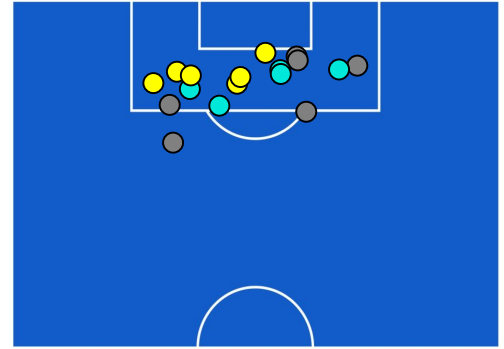
**SAMPDORIA**



## ATTEMPTS MAP



4	Goals	0
6	On target	6
2	Off target	6
1	Blocked	5



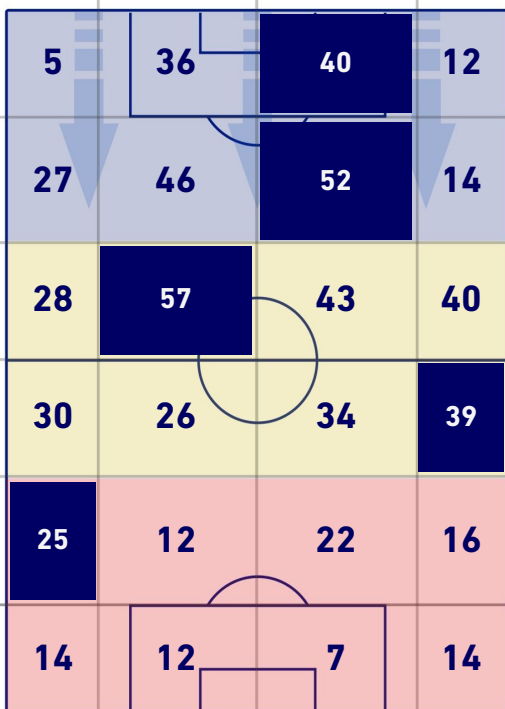
## CROSSES COMPLETED MAP



7	Success Cross	2
16	Total Cross	6
44	Precision (%)	33

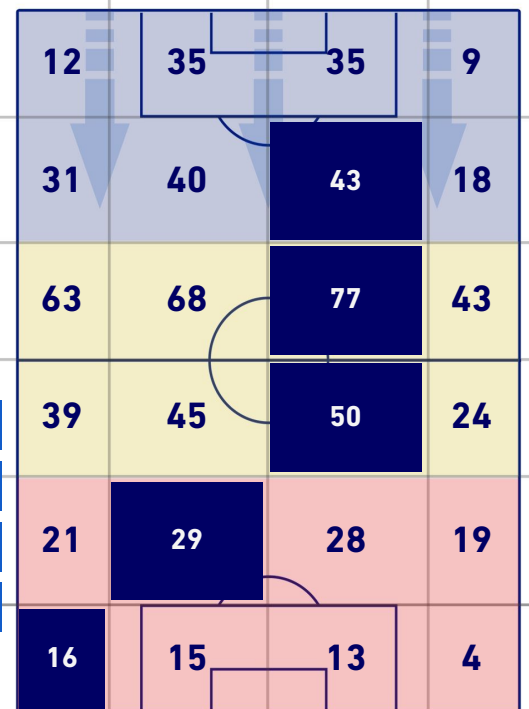


## TOUCH MAP



651	Total Balls Played	777
232	DEFENSIVE	223
297	MIDFIELD	409
122	ATTACK ZONE	145

19	Touch in Attacks zone		28
B. DIA	8	7	F. CAPUTO
F. BONAZZOLI	5	4	F. QUAGLIARELLA
F. FAZIO	2	4	A. SABIRI





**SALERNITANA**

**4-0**

**SAMPDORIA**



## KEY PLAYERS

 **FEDERICO BONAZZOLI** 9

Position	Forward
Games in Serie A	97
Goals in Serie A	19
Date of birth	21/05/1997
Nationality	ITA

Jog 43% - Run 48% - Sprint 9% Km 7.384

3.144	3.514	0.725
-------	-------	-------

### Mvp Stats

Minutes Played	65'
Goals	1
Attempts	2
Attempts on target (goals)	1(1)
Balls Played	26
Passes Completed	12
Passes Completed/Attempted (%)	80%

### HeatMap



 **TOMAS RINCON** 8

Position	Midfielder
Games in Serie A	257
Goals in Serie A	9
Date of birth	13/01/1988
Nationality	VEN

Jog 33% - Run 60% - Sprint 7% Km 10.579

3.503	6.372	0.702
-------	-------	-------

### Mvp Stats

Minutes Played	90'
Scoring Chances	1
Balls Played	51
Passes Completed	32
Passes Completed/Attempted (%)	89%
Key Passes	1
Gained Possessions	9

### HeatMap







**SALERNITANA**

**4-0**

**SAMPDORIA**



The statistics above are to be considered definitive after 24 hours by the end of the game.

The disciplinary sanctions are not official, as they come by the real-time detection during the game and will become official at the time of the homologation by the competent bodies.

In case of dubious attribution goal, the Lega Serie A will officialize the scorer the day after each round of the League.

The ball possession data is scouted live through the television, with an estimate error of 5%.