



Matchday 2
SERIE A TIM 2022-2023

MATCH REPORT



INTER



SPEZIA

Milano 20/08/2022
GIUSEPPE MEAZZA STADIUM 20:45



INTER

3-0

SPEZIA



Line-ups

INTER	
1	SAMIR HANDANOVIC GK
37	MILAN SKRINIAR
6	STEFAN DE VRIJ
95	ALESSANDRO BASTONI
2	DENZEL DUMFRIES
23	NICOLO' BARELLA
77	MARCELO BROZOVIC
20	HAKAN CALHANOGU
32	FEDERICO DIMARCO
90	ROMELU LUKAKU
10	LAUTARO MARTINEZ



Bench	
21	ALEX CORDAZ
24	ANDRE' ONANA
5	ROBERTO GAGLIARDINI
8	ROBIN GOSENS
9	EDIN DZEKO
11	JOAQUIN CORREA
12	RAOUL BELLANOVA
14	KRISTJAN ASLLANI
33	DANILO D'AMBROSIO
36	MATTEO DARMIAN
42	LUCIEN AGOUME

Coach **SIMONE INZAGHI**

SPEZIA	
GK	BARTLOMIEJ DRAGOWSKI 69
	MATTIA CALDARA 29
	JAKUB KIWIOR 14
	DIMITRIOS NIKOLAOU 43
	EMMANUEL GYASI 11
	MEHDI BOURABIA 6
	JACOPO SALA 7
	SIMONE BASTONI 20
	ARKADIUSZ RECA 13
	KEVIN AGUDELO 33
	M'BALA NZOLA 18



Bench	
	JEROEN ZOET 1
	PETAR ZOVKO 40
	EMIL HOLM 2
	ALBIN EKDAL 8
	PETKO HRISTOV 15
	SUF PODGOREANU 17
	ELIO CAPRADOSSI 23
	VIKTOR KOVALENKO 24
	MIKAEL ELLERTSSON 28
	DANIEL MALDINI 30
	DAVID STRELEC 44
	NICOLO' BERTOLA 77
	LEANDRO BALDE' 89

Coach **LUCA GOTTI**

Referee **DAVIDE GHERSINI**
Assistant referee 1 **DAMIANO DI IORIO**
Assistant referee 2 **EDOARDO RASPOLINI**

Fourth Official **ALBERTO SANTORO**
V.A.R.: **VALERIO MARINI**
A.V.A.R.: **MARCO GUIDA**

Milano 20/08/2022 GIUSEPPE MEAZZA STADIUM - 20:45

TIM



INTER

3-0

SPEZIA



Match Events

INT

1T 0' | 45' 2T 46' | 90+3'

SPE

INTER

SPEZIA

3

0

L. MARTINEZ	35'				
(R. LUKAKU)	35'				
H. CALHANOGU	52'				
				67'	P. HRISTOV M. CALDARA
				67'	D. STRELEC J. SALA
E. DZEKO R. LUKAKU	68'				
R. GOSENS F. DIMARCO	68'				
R. GAGLIARDINI H. CALHANOGU	75'				
J. CORREA L. MARTINEZ	75'				
				79'	V. KOVALENKO S. BASTONI
J. CORREA	82'				
(E. DZEKO)	82'				
K. ASLLANI M. BROZOVIC	84'				
				89'	M. ELLERTSSON K. AGUDELO
				89'	E. HOLM E. GYASI

Legend



Goal



Owngoal



Penalty



Missed Penalty



Yellow Card



Assist



Red Card



Substitution



Second Yellow Card



INTER

3-0

SPEZIA



Game time



Played Time
61%



1st Half - 2nd Half
26'49 - 30'09

BALL POSSESSION

Played Time 56'58



Total 31'20



Total 25'38



QUARTERS BALL POSSESSION

1st H	0'-15'	2nd H	0'-15'
6'08	2'46	5'36	2'13
	16'-30'		16'-30'
4'01	3'43	3'13	6'47
	31'-45'		31'-48'
6'23	3'48	5'59	6'21

TEAM STATS

	INT	SPE
Attempts	19	2
Attempts on target (goals)	8(3)	
Attempts on target by Set piece plays	2	
Attempts on target from penalty box	7	
Posts	1	
Attempts off target	8	1
Blocked Shots	3	1
Scoring Chances	11	1
Key Passes	9	1
Assists	2	
Fouls Committed	11	7
Corners	10	4
Offsides	5	1
Cross Successful/Attempted	4/11	6/8
Dribbling	5	1
Passes Completed	446	355
Passes Completed/Attempted (%)	89%	85%
Passes Final Third	82	66
Balls played forward	178	142
Long Passes	40	12
Saves		5
Gained Possessions	56	33



INTER

3-0

SPEZIA



PLAYER STATS

INTER		M	GC	OG	S	STP	SF	FYC	SYC	RC									
1	S. HANDANOVIC	90'																	
SPEZIA		M	G	OG	A	AT	PT	SC	FS	BP	AS	KP	P	P(%)	PA	R	FYC	SYC	RC
37	M. SKRINIAR	90'								93			81	93	29	6			
6	S. DE VRIJ	90'			1					79			61	88	13	8			
95	A. BASTONI	90'			2	1		1		100		1	77	92	29	8			
2	D. DUMFRIES	90'			3	2		1		43		1	17	89	11	4			
23	N. BARELLA	90'			1				3	65			45	88	28	4			
77	M. BROZOVIC	85'			2			1	1	61		1	40	87	16	10			
20	H. CALHANOGLU	75'	1		2	1		1		53		1	34	92	19	1			
32	F. DIMARCO	68'			1			1	1	47		1	15	68	9	3			
90	R. LUKAKU	68'			1		1	2		20	1	1	10	91	9	1			
10	L. MARTINEZ	75'	1		4	2		3	1	30		3	10	83	4	3			
5	R. GAGLIARDINI	15'							1	12			8	80	3	2			
8	R. GOSENS	22'								12			4	67	2	4			
9	E. DZEKO	22'			1	1		1		10	1		4	67	2	2			
11	J. CORREA	15'	1		1	1				6			2	67	2				
14	K. ASLLANI	5'								7			3	75	2				

Legenda

FYC	Yellow Card
OG	Owngoal
BP	Balls Played
SYC	Double Yellow Card
RC	Red Card
G	Goals
GC	Goal Conceded
M	Minutes Played
AS	Assists
FS	Fouls Suffered
A	Attempts
AT	Attempts on target
SC	Scoring Chances
PT	Posts
S	Saves
STP	Saves on set piece plays
SF	Saves on free kick
P(%)	Passes Completed/Attempted (%)
KP	Key Passes
PA	Balls played forward
P	Passes Completed
R	Gained Possessions

PLAYERS RANKING

Attempts		Attempts on target (goals)		Passes Final Third		Scoring Chances	
1	L. MARTINEZ INT 4	1	D. DUMFRIES INT 2	1	N. BARELLA INT 18	1	L. MARTINEZ INT 3
2	D. DUMFRIES INT 3	2	L. MARTINEZ INT 2	2	K. AGUDELO SPE 13	2	R. LUKAKU INT 2
3	A. BASTONI INT 2	3	A. BASTONI INT 1	3	A. BASTONI INT 12	3	A. BASTONI INT 1
4	M. BROZOVIC INT 2	4	H. CALHANOGLU INT 1	4	M. SKRINIAR INT 11	4	S. BASTONI SPE 1
5	H. CALHANOGLU INT 2	5	J. CORREA INT 1	5	M. NZOLA SPE 10	5	M. BROZOVIC INT 1
Balls Played		Passes Completed		Key Passes		Dribbling	
1	A. BASTONI INT 100	1	M. SKRINIAR INT 81	1	L. MARTINEZ INT 3	1	N. BARELLA INT 1
2	M. SKRINIAR INT 93	2	A. BASTONI INT 77	2	A. BASTONI INT 1	2	A. BASTONI INT 1
3	S. DE VRIJ INT 79	3	J. KIWIOR SPE 66	3	S. BASTONI SPE 1	3	M. BROZOVIC INT 1
4	J. KIWIOR SPE 77	4	S. DE VRIJ INT 61	4	M. BROZOVIC INT 1	4	M. CALDARA SPE 1
5	D. NIKOLAOU SPE 66	5	D. NIKOLAOU SPE 55	5	H. CALHANOGLU INT 1	5	R. GOSENS INT 1



INTER

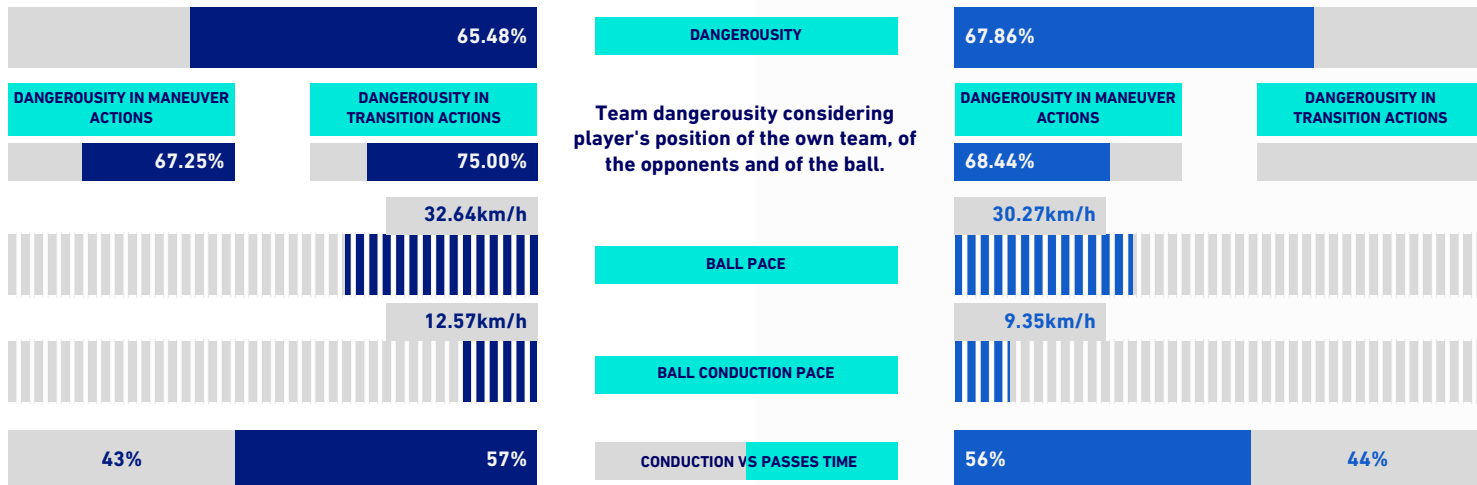
3-0

SPEZIA



VIRTUAL COACH

TEAM INDICATORS



RECORDMEN

PASS GAIN

Number of players overtaken by a vertical pass (only successful passes are considered). It shows how much a player tends to overcome the opponent's pressure lines.

Rank	Player	Value	Rank	Player	Value
1	2 D. DUMFRIES	6.50	1	20 S. BASTONI	4.14
2	10 L. MARTINEZ	5.00	2	13 A. RECA	3.57
3	32 F. DIMARCO	4.50	3	11 E. GYASI	3.50
4	23 N. BARELLA	4.40	4	69 B. DRAGOWSKI	3.36
5	20 H. CALHANOGU	3.43	5	7 J. SALA	3.14

PASS RISK

Measures the player's propensity to risk the pass (only successful passes are considered).

Rank	Player	Value	Rank	Player	Value
1	90 R. LUKAKU	28.50%	1	18 M. NZOLA	32.93%
2	32 F. DIMARCO	23.10%	2	11 E. GYASI	28.62%
3	23 N. BARELLA	21.21%	3	69 B. DRAGOWSKI	26.71%
4	37 M. SKRINIAR	20.69%	4	13 A. RECA	22.07%
5	95 A. BASTONI	19.64%	5	20 S. BASTONI	21.09%

RECEIVED PRESSURE

How much the player with the ball is pressed by the opposite team. It depends on the speed, running direction and distance from the opponent who is at a shorter distance.

Rank	Player	Value	Rank	Player	Value
1	90 R. LUKAKU	68.76%	1	18 M. NZOLA	59.36%
2	10 L. MARTINEZ	64.58%	2	33 K. AGUDELO	52.58%
3	23 N. BARELLA	52.90%	3	11 E. GYASI	49.82%
4	77 M. BROZOVIC	52.65%	4	6 M. BOURABIA	49.00%
5	20 H. CALHANOGU	50.41%	5	20 S. BASTONI	48.82%

PASS AVAILABILITY

Ability of a player to get away from opponents to receive the ball. It is computed for all the teammates of the player in possession.

Rank	Player	Value	Rank	Player	Value
1	95 A. BASTONI	79.46%	1	14 J. KIWIOR	82.31%
2	37 M. SKRINIAR	74.07%	2	43 D. NIKOLAOU	79.36%
3	6 S. DE VRIJ	73.07%	3	6 M. BOURABIA	76.54%
4	32 F. DIMARCO	72.71%	4	29 M. CALDARA	75.36%
5	77 M. BROZOVIC	72.67%	5	13 A. RECA	75.24%



Matchday 2
SERIE A TIM 2022-2023

MATCH REPORT

Milano 20/08/2022 GIUSEPPE MEAZZA STADIUM - 20:45



INTER

3-0

SPEZIA



PLAYERS RANKING [ATHLETICS PERFORMANCE]

Jog - Run - Sprint (km)			
1	MARCELO BROZOVIC	Total 11.682	
	2.914	8.023	0.744
2	NICOLO' BARELLA	Total 11.575	
	3.957	6.728	0.889
3	DENZEL DUMFRIES	Total 11.18	
	4.105	5.527	1.546
4	MILAN SKRINIAR	Total 10.863	
	4.136	6.223	0.503
5	ALESSANDRO BASTONI	Total 10.402	
	4.095	5.872	0.434

AVG Speed km/h (run)			
1	K. ASLLANI	INT	11.33
2	M. BROZOVIC	INT	11.3
3	R. GAGLIARDINI	INT	11.05
4	J. CORREA	INT	10.91
5	R. GOSENS	INT	10.89

AVG Speed km/h (sprint)			
1	D. DUMFRIES	INT	33.7
2	J. CORREA	INT	32.78
3	F. DIMARCO	INT	32.36
4	R. LUKAKU	INT	31.99
5	S. DE VRIJ	INT	31.48

Jog - Run - Sprint (km)			
1	MEHDI BOURABIA	Total 11.837	
	3.065	8.067	0.703
2	ARKADIUSZ RECA	Total 11.439	
	4.128	6.161	1.148
3	KEVIN AGUDELO	Total 10.94	
	3.623	6.487	0.828
4	DIMITRIOS NIKOLAOU	Total 10.921	
	3.595	6.674	0.651
5	M'BALA NZOLA	Total 10.716	
	3.79	6.093	0.832

AVG Speed km/h (run)			
1	M. BOURABIA	SPE	11.1
2	J. SALA	SPE	11.04
3	V. KOVALENKO	SPE	10.94
4	P. HRISTOV	SPE	10.93
5	K. AGUDELO	SPE	10.8

AVG Speed km/h (sprint)			
1	P. HRISTOV	SPE	33.21
2	M. NZOLA	SPE	32.86
3	M. ELLERTSSON	SPE	32.65
4	A. RECA	SPE	32.44
5	J. KIWIOR	SPE	32.07

TEAM STATS [ATHLETICS PERFORMANCE]

Distance Covered (km)	111.777
AVG Speed (km/h)	7.14

Jog-Run-Sprint (km 111.777)		
38.288	64.114	9.375

Distance Covered (km)	113.878
AVG Speed (km/h)	7.41

Jog-Run-Sprint (km 113.878)		
36.457	67.406	10.013

Fitness data displayed in the report are the ones collected in real time and could be different to the post-processed ones, delivered to the coaching staff

Jog:	0-7 km/h	Run:	7.1-15 km/h	Sprint:	15.1+ km/h	Jog + Run + Sprint:	Distance covered
TOP Sprinter:	Top four players per team						

Milano 20/08/2022 GIUSEPPE MEAZZA STADIUM - 20:45



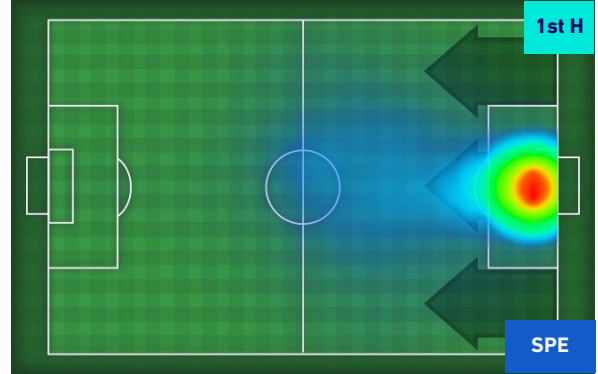
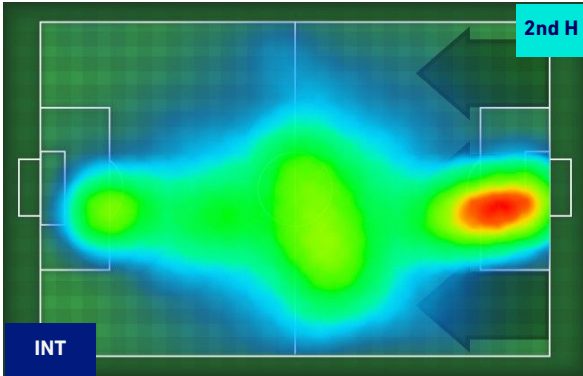
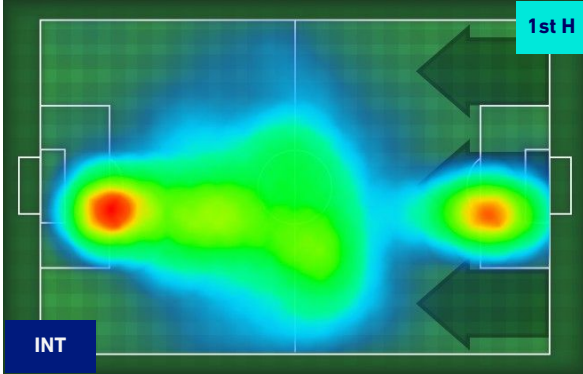
INTER

3-0

SPEZIA



HEATMAP





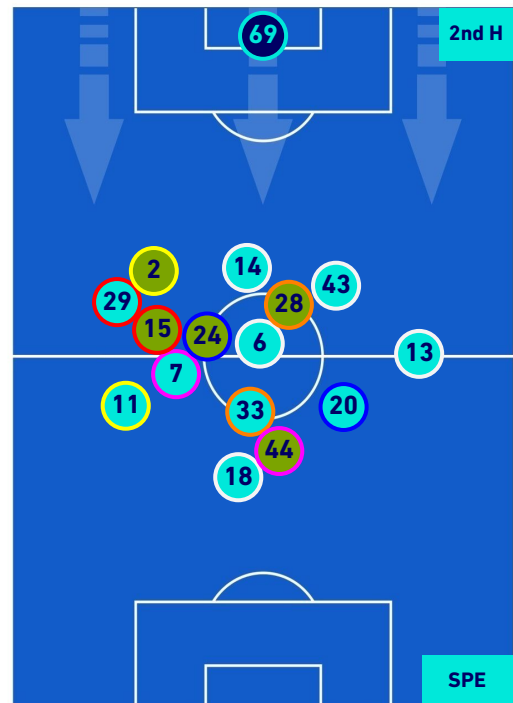
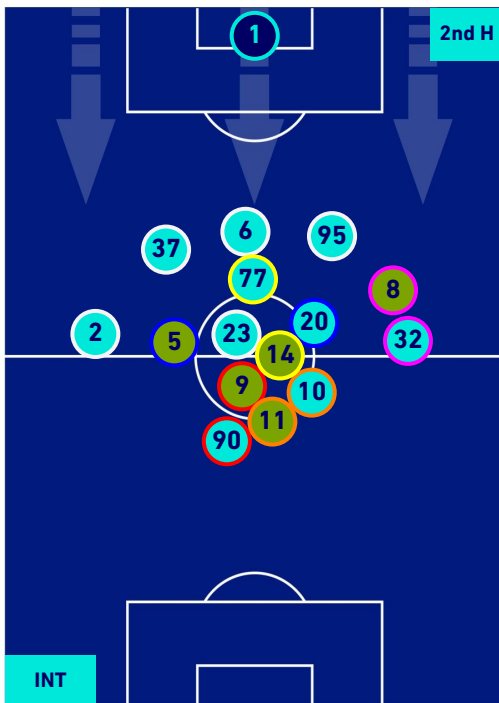
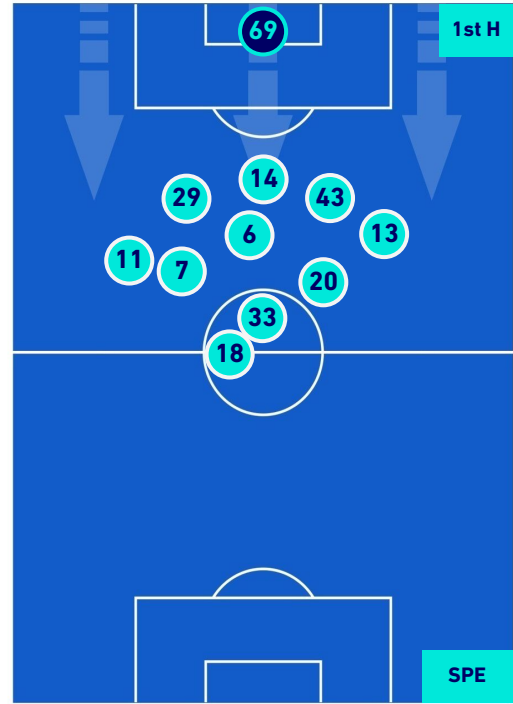
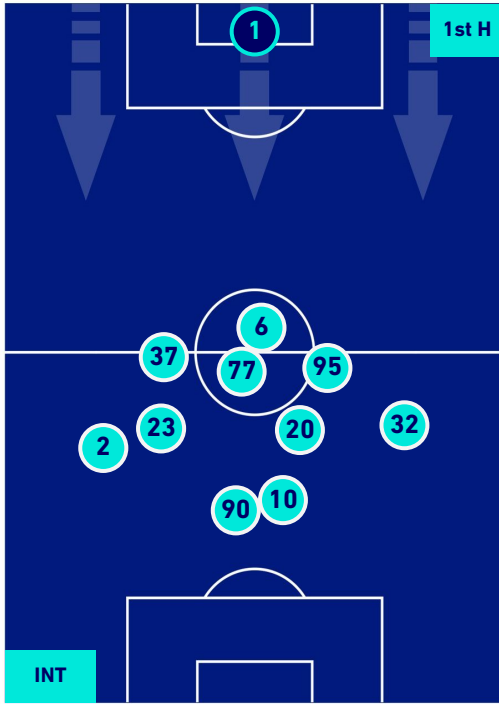
INTER

3-0

SPEZIA



PLAYERS AVERAGE POSITION



- Legend:**
- 1st Substitution ● Player in
 - 2nd Substitution ● Player in
 - 3rd Substitution ● Player in
 - 4th Substitution ● Player in
 - 5th Substitution ● Player in
 - Player out
 - Player out
 - Player out
 - Player out
 - Player out

- Player in / out
- Player in / out
- Player in / out
- Player in / out



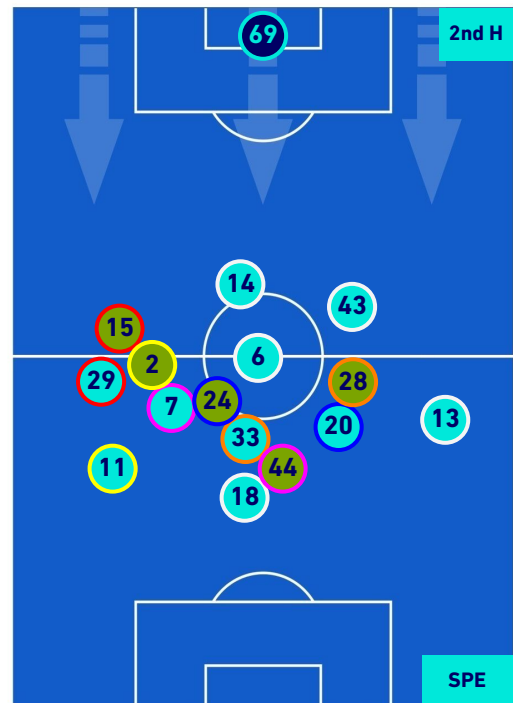
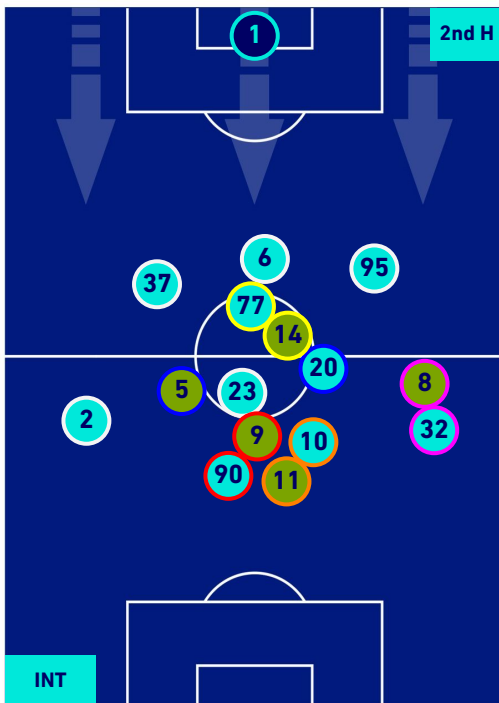
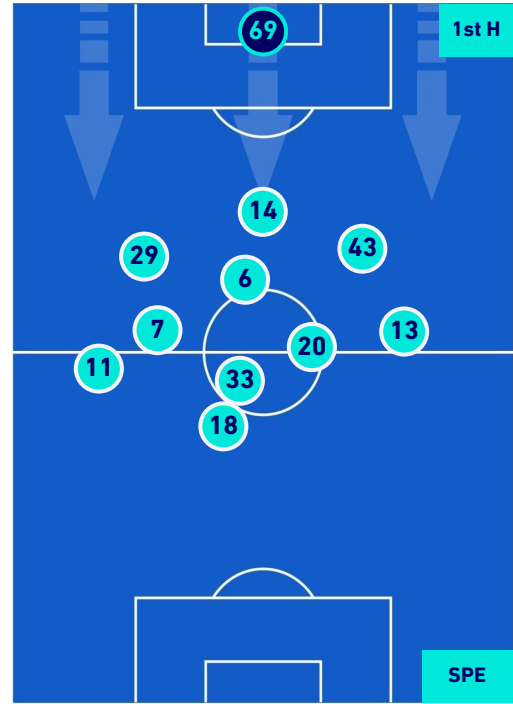
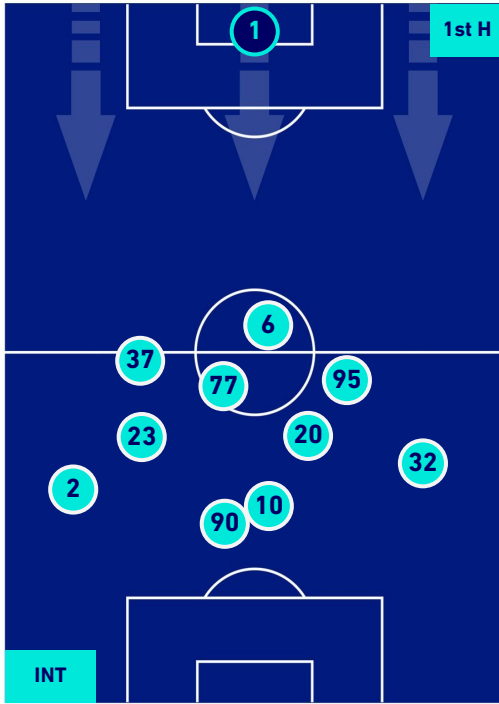
INTER

3-0

SPEZIA



PLAYERS AVERAGE POSITION [BALL POSSESSION]



Legend:

- 1st Substitution ● Player in
- 2nd Substitution ● Player in
- 3rd Substitution ● Player in
- 4th Substitution ● Player in
- 5th Substitution ● Player in

- Player out
- Player out
- Player out
- Player out
- Player out

- Player in / out
- Player in / out
- Player in / out
- Player in / out

-
-
-
-



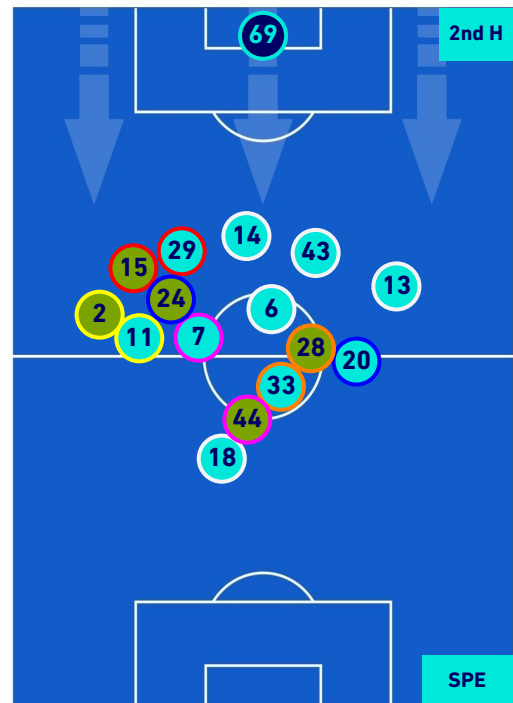
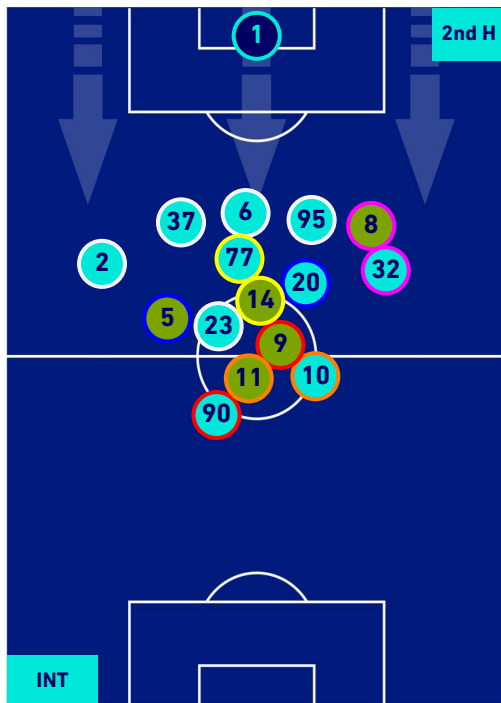
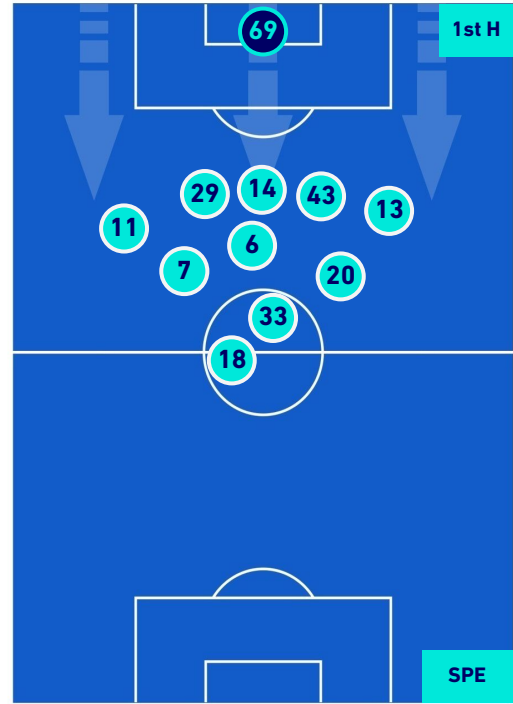
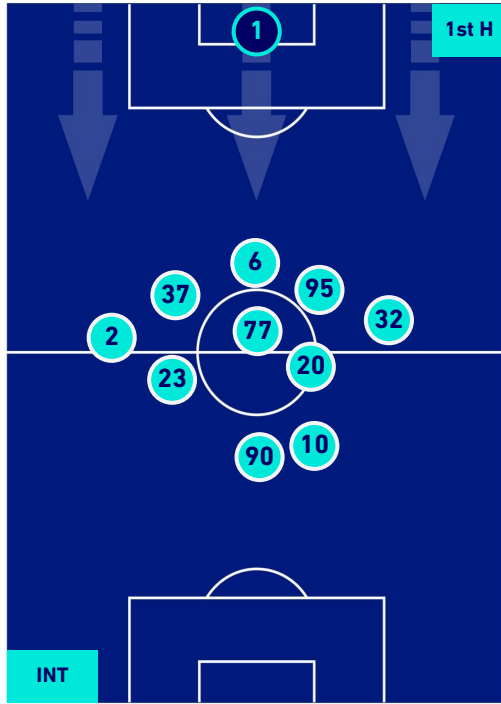
INTER

3-0

SPEZIA



PLAYERS AVERAGE POSITION [NO BALL POSSESSION]



Legend:

- 1st Substitution ● Player in
- 2nd Substitution ● Player in
- 3rd Substitution ● Player in
- 4th Substitution ● Player in
- 5th Substitution ● Player in

- Player out
- Player out
- Player out
- Player out
- Player out

- Player in / out
- Player in / out
- Player in / out
- Player in / out

-
-
-
-



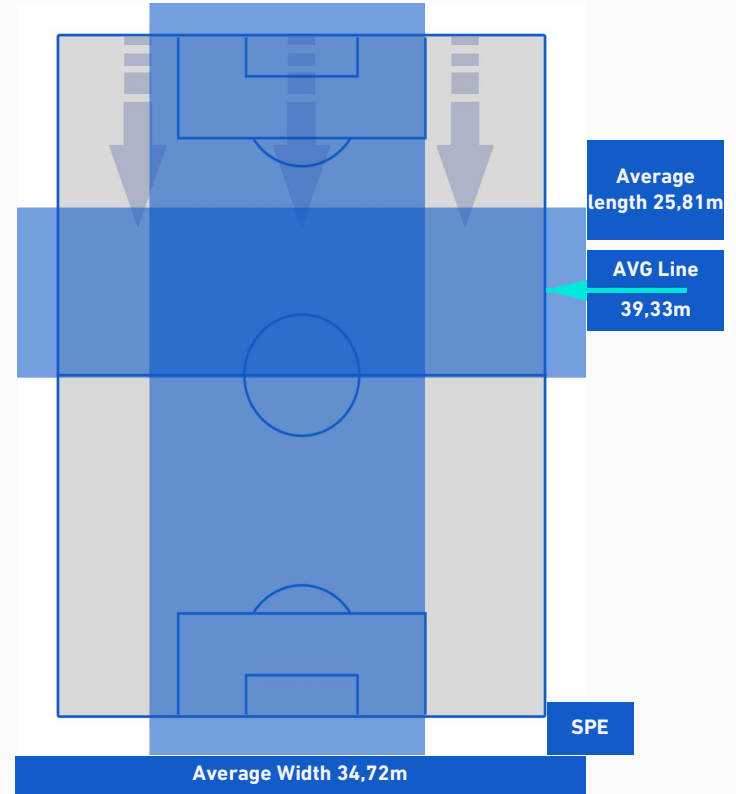
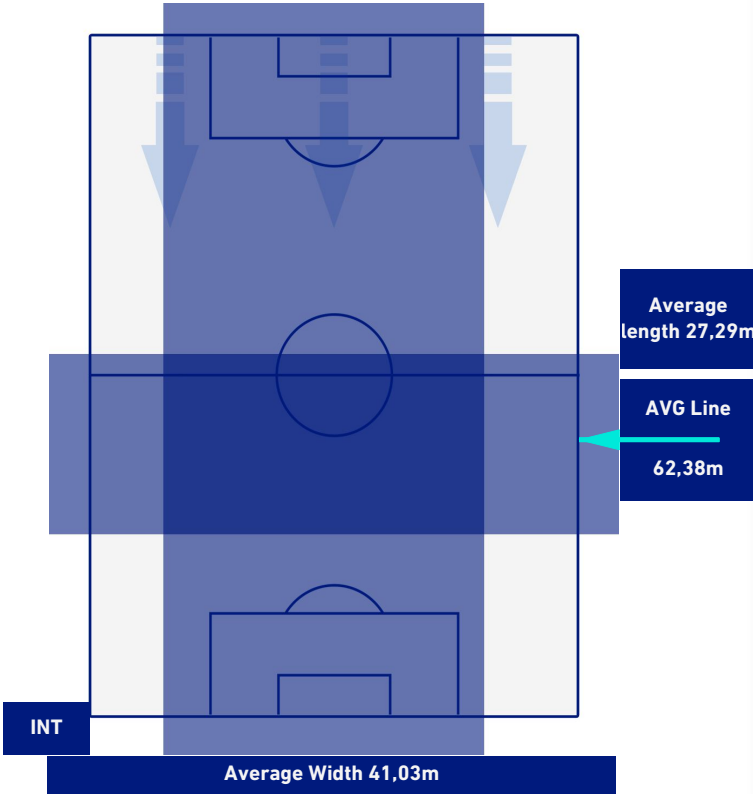
INTER

3-0

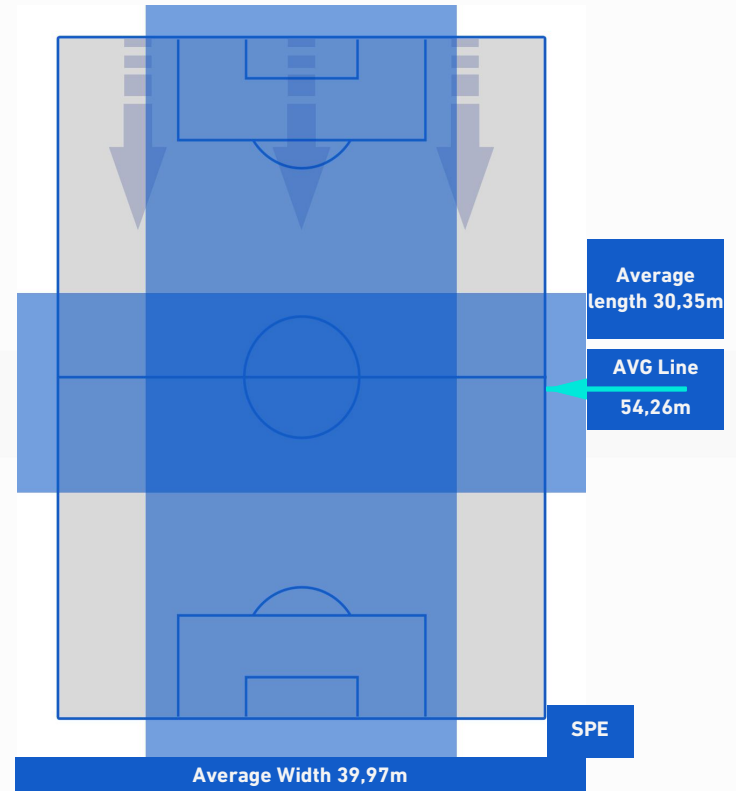
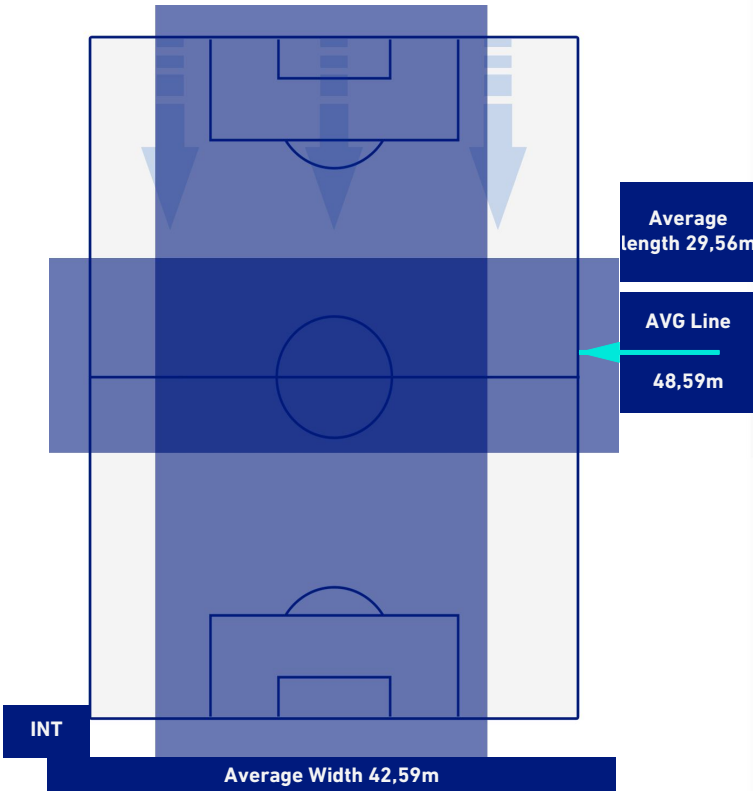
SPEZIA



TEAM'S DEFENSE POSITION 1st H



TEAM'S DEFENSE POSITION 2nd H





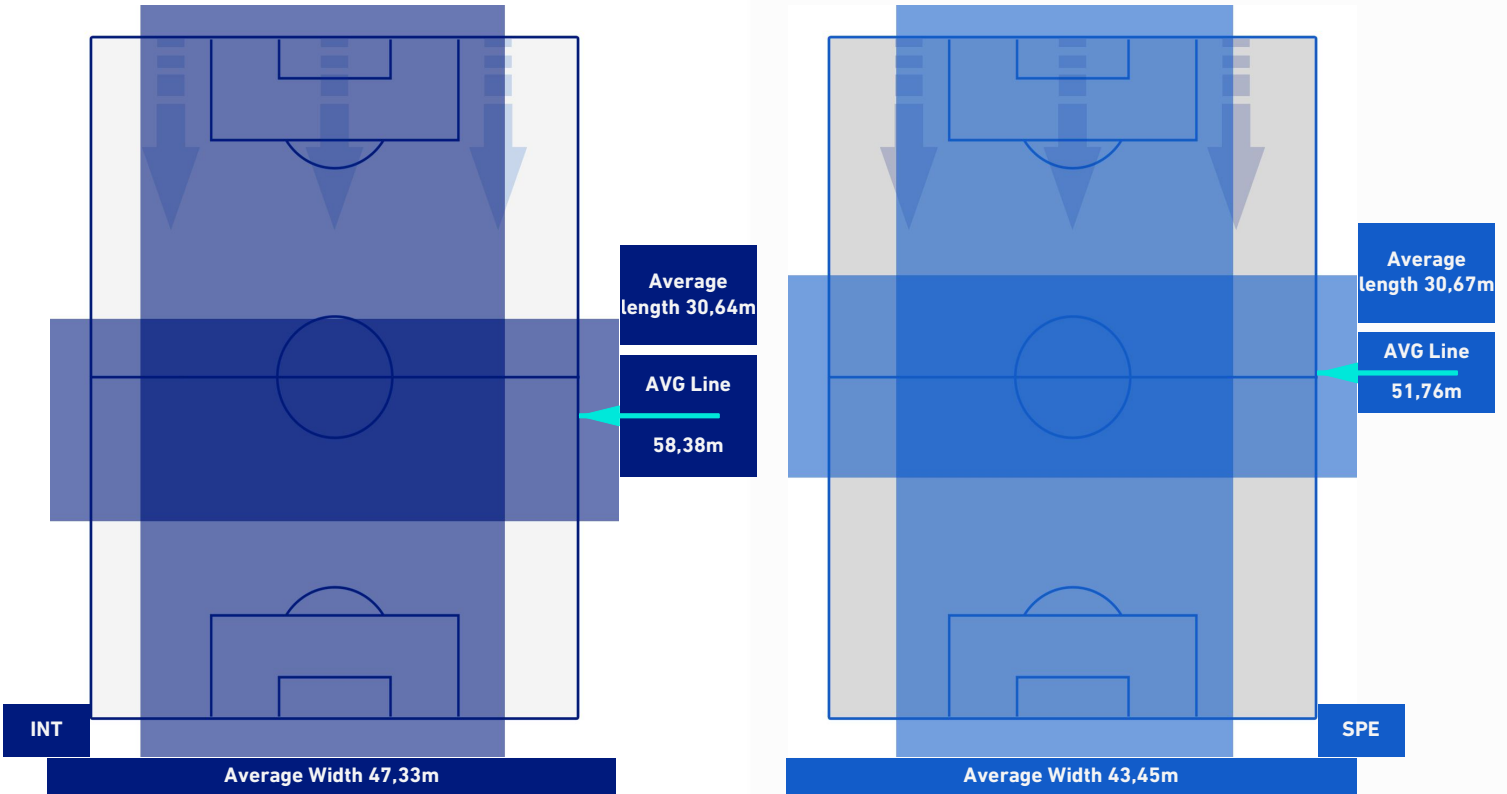
INTER

3-0

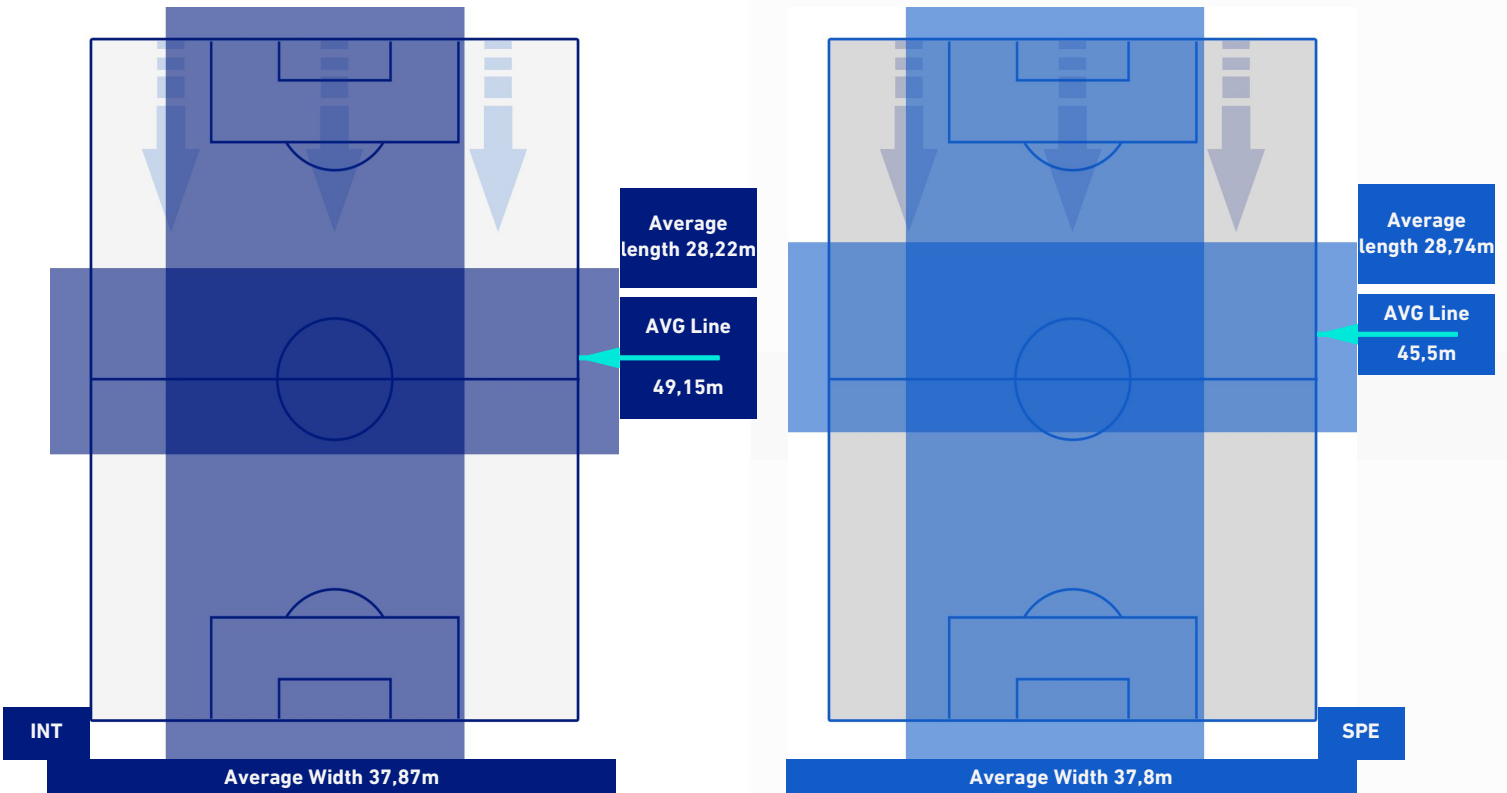
SPEZIA



TEAM'S DEFENSE POSITION [BALL POSSESSION]



TEAM'S DEFENSE POSITION [NO BALL POSSESSION]



Milano 20/08/2022 GIUSEPPE MEAZZA STADIUM - 20:45



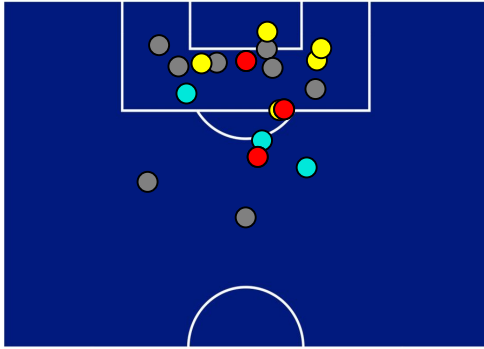
INTER

3-0

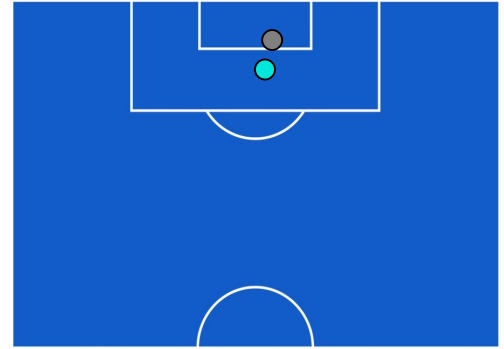
SPEZIA



ATTEMPTS MAP



3	Goals	0
8	On target	0
8	Off target	1
3	Blocked	1



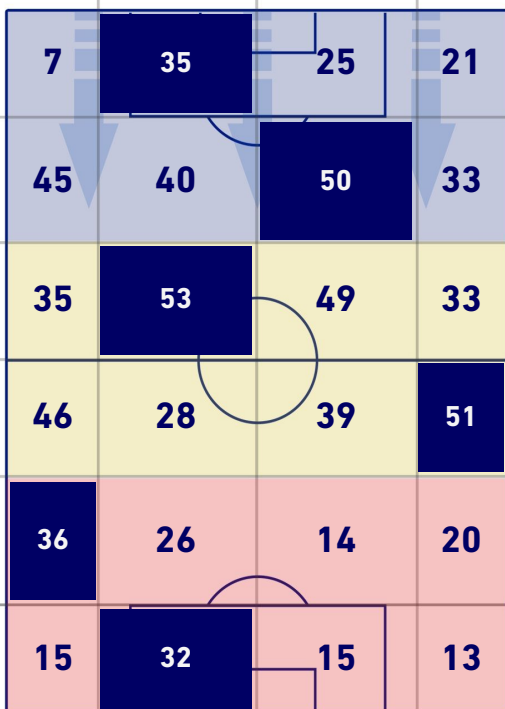
CROSSES COMPLETED MAP



4	Success Cross	6
11	Total Cross	8
36	Precision (%)	75

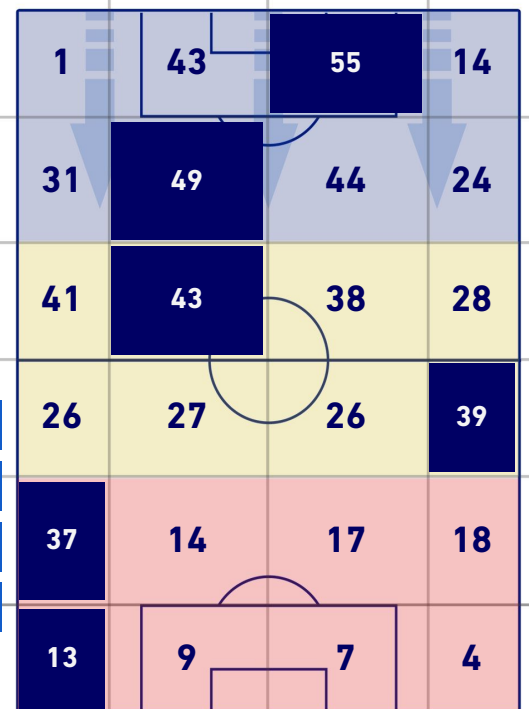


TOUCH MAP



761	Total Balls Played	648
256	DEFENSIVE	261
334	MIDFIELD	268
171	ATTACK ZONE	119

47	Touch in Attacks zone		16
D. DUMFRIES	12	4	M. NZOLA
R. LUKAKU	9	4	D. STRELEC
L. MARTINEZ	9	2	P. HRISTOV





INTER

3-0

SPEZIA



KEY PLAYERS

HAKAN CALHANOGLU 20

Position	Midfielder
Games in Serie A	171
Goals in Serie A	30
Date of birth	08/02/1994
Nationality	TUR

Jog 29% - Run 63% - Sprint 8% **Km 9.76**

2.808	6.187	0.764
-------	-------	-------

Mvp Stats

Minutes Played	75'
Goals	1
Scoring Chances	1
Attempts	2
Attempts on target (goals)	1(1)
Balls Played	53
Passes Completed	34
Passes Completed/Attempted (%)	92%
Key Passes	1
Gained Possessions	1

HeatMap



JACOPO SALA 7

Position	Midfielder
Games in Serie A	150
Goals in Serie A	4
Date of birth	05/12/1991
Nationality	ITA

Jog 34% - Run 54% - Sprint 12% **Km 8.67**

2.973	4.639	1.057
-------	-------	-------

Mvp Stats

Minutes Played	67'
Balls Played	41
Passes Completed	24
Passes Completed/Attempted (%)	80%
Gained Possessions	4
Fouls Suffered	1

HeatMap





Matchday 2
SERIE A TIM 2022-2023

MATCH REPORT

Milano 20/08/2022 GIUSEPPE MEAZZA STADIUM - 20:45



INTER

3-0

SPEZIA



The statistics above are to be considered definitive after 24 hours by the end of the game.

The disciplinary sanctions are not official, as they come by the real-time detection during the game and will become official at the time of the homologation by the competent bodies.

In case of dubious attribution goal, the Lega Serie A will officialize the scorer the day after each round of the League.

The ball possession data is scouted live through the television, with an estimate error of 5%.