



Matchday 34  
SERIE A TIM 2021-2022

# MATCH REPORT



**TORINO**



**SPEZIA**

Torino 23/04/2022  
OLIMPICO GRANDE TORINO STADIUM 15:00



**TORINO**

**2-1**

**SPEZIA**



## Line-ups

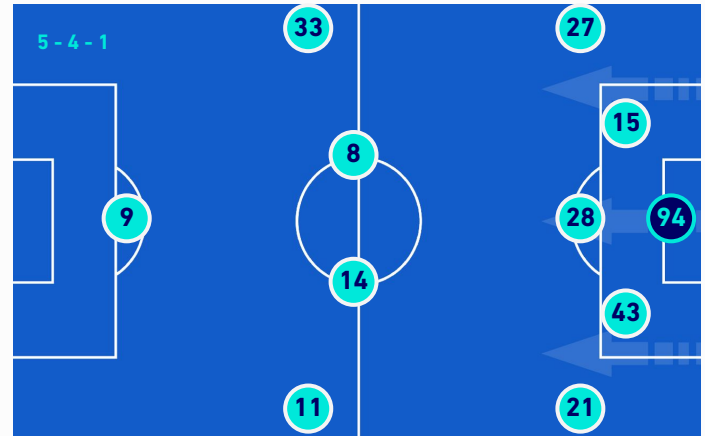
TORINO	
32	VANJA MILINKOVIC-SAVIC GK
6	DAVID ZIMA
3	BREMER
13	RICARDO RODRIGUEZ
17	WILFRIED SINGO
10	SASA LUKIC
28	SAMUELE RICCI
27	MERGIM VOJVODA
23	DEMBA SECK
11	MARKO PJACA
19	ANTONIO SANABRIA



Bench	
1	ETRIT BERISHA
89	LUCA GEMELLO
14	JOSIP BREKALO
15	CRISTIAN ANSALDI
22	DENNIS PRAET
26	KOFFI DJIDJI
34	OLA AINA
38	ROLANDO MANDRAGORA
64	PIETRO PELLEGRINI
77	KAROL LINETTY
78	ANDREI ANTON
99	ALESSANDRO BUONGIORNO

Coach **IVAN JURIC**

SPEZIA	
	GK IVAN PROVEDEL 94
	KELVIN AMIAN 27
	PETKO HRISTOV 15
	MARTIN ERLIC 28
	DIMITRIOS NIKOLAOU 43
	SALVA FERRER 21
	KEVIN AGUDELO 33
	VIKTOR KOVALENKO 8
	JAKUB KIWIOR 14
	EMMANUEL GYASI 11
	REY MANAJ 9



Bench	
	JEROEN ZOET 1
	PETAR ZOVKO 40
	MEHDI BOURABIA 6
	JACOPO SALA 7
	DANIELE VERDE 10
	SIMONE BASTONI 20
	JANIS ANTISTE 22
	EDDIE SALCEDO 29
	AIMAR SHER 31
	AURELIEN NGUIAMBA 39
	DAVID STRELEC 44
	NICOLO' BERTOLA 77

Coach **THIAGO MOTTA**

Referee **DAVIDE GHERSINI**  
 Assistant referee 1 **MATTEO BOTTEGONI**  
 Assistant referee 2 **VALERIO VECCHI**

Fourth Official **MATTEO MARCENARO**  
 V.A.R.: **LUCA BANTI**  
 A.V.A.R.: **GIOVANNI BACCINI**

Torino 23/04/2022 OLIMPICO GRANDE TORINO STADIUM - 15:00



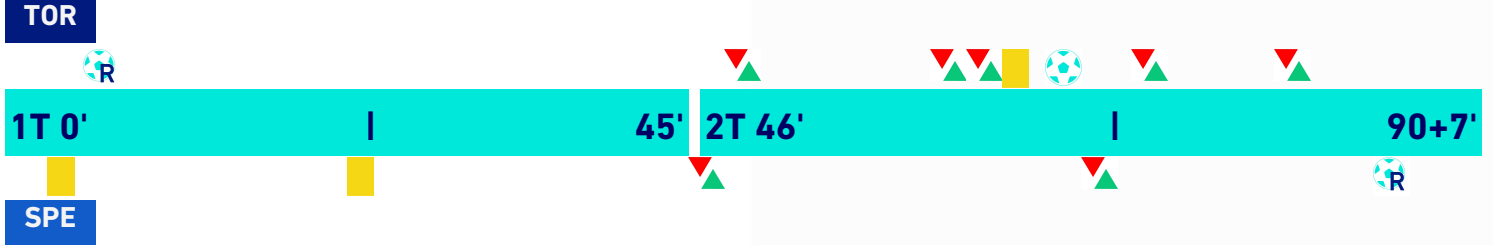
**TORINO**

**2-1**

**SPEZIA**



## Match Events



### TORINO

2

### SPEZIA

1

Time	Event	Player
4'	Goal	S. LUKIC
3'	Yellow Card	M. ERLIC
24'	Yellow Card	D. NIKOLAOU
Int	Interruption	J. ANTISTE   M. ERLIC
61'	Substitution	A. BUONGIORNO   R. RODRIGUEZ
61'	Substitution	D. PRAET   D. SECK
61'	Substitution	J. BREKALO   M. PJACA
62'	Yellow Card	BREMER
69'	Goal	S. LUKIC
70'	Substitution	D. STRELEC   S. FERRER
75'	Substitution	K. DJIDJI   BREMER
85'	Substitution	C. ANSALDI   W. SINGO
90'+7'	Goal	R. MANAJ

Legend

Goal	Penalty	Yellow Card	Red Card	Second Yellow Card
Owngoal	Missed Penalty	Assist	Substitution	



**TORINO**

**2-1**

**SPEZIA**



## Game time



Played Time  
49%



1st Half - 2nd Half  
25'20 - 22'32

## BALL POSSESSION

Played Time 47'52

<b>26'47 (56%)</b>	<b>21'05 (44%)</b>
--------------------	--------------------

TORINO

SPEZIA

Total 26'47

<b>13'25 (50%)</b>	<b>13'22 (50%)</b>
--------------------	--------------------

DEFENSIVE HALF

TORINO

ATTACKING HALF

Total 21'05

<b>11'03 (52%)</b>	<b>10'02 (48%)</b>
--------------------	--------------------

DEFENSIVE HALF

SPEZIA

ATTACKING HALF

## QUARTERS BALL POSSESSION

1st H	0'-15'	2nd H	0'-15'
<b>3'13</b>	<b>3'13</b>	<b>2'28</b>	<b>4'11</b>
	16'-30'		16'-30'
<b>6'35</b>	<b>2'16</b>	<b>2'55</b>	<b>3'35</b>
	31'-45'		31'-51'
<b>6'24</b>	<b>3'39</b>	<b>5'12</b>	<b>4'11</b>

## TEAM STATS

	TOR	SPE
Attempts	15	7
Attempts on target (goals)	6(2)	2(1)
Attempts on target by Set piece plays	1	
Attempts on target by Free Kick	1	1
Attempts on target from penalty box	6	1
Attempts off target	4	2
Blocked Shots	5	3
Scoring Chances	11	3
Key Passes	11	3
Fouls Committed	9	13
Corners	5	6
Offsides	1	1
Cross Successful/Attempted	3/11	2/3
Dribbling	5	4
Passes Completed	416	294
Passes Completed/Attempted (%)	82%	72%
Passes Final Third	105	50
Balls played forward	239	133
Long Passes	21	24
Saves	1	4
Gained Possessions	44	46
Penalties (in)	1 (1)	1 (1)



**TORINO**

**2-1**

**SPEZIA**



## PLAYER STATS

TORINO																			
	M	GC	OG	S	STP	SF	FYC	SYC	RC										
32 V. MILINKOVIC-SAVIC	97'	1		1															
	M	G	OG	A	AT	PT	SC	FS	BP	AS	KP	P	P(%)	PA	R	FYC	SYC	RC	
6 D. ZIMA	97'			1					61			37	73	14	3				
3 BREMER	75'								47			24	69	5	6	1			
13 R. RODRIGUEZ	45'			1			1		44		1	31	91	15	2				
17 W. SINGO	85'			3				1	66			34	81	23	4				
10 S. LUKIC	97'	2		3	2		2	2	81		2	67	94	42	11				
28 S. RICCI	97'						1		77		1	63	93	36	3				
27 M. VOJVODA	97'			2	1		2		73		2	42	79	27	2				
23 D. SECK	61'			2	2			2	29			15	88	13	3				
11 M. PJACA	61'			2			1	3	42		1	26	87	20	3				
19 A. SANABRIA	97'			1	1			4	40			23	79	18					
14 J. BREKALO	36'						3		19		3	11	85	8	2				
15 C. ANSALDI	12'								7			3	100	1	1				
22 D. PRAET	36'						1		18		1	11	85	7	2				
26 K. DJIDJI	22'								10			2	67		1				
99 A. BUONGIORNO	52'							1	26			12	75	7	1				

SPEZIA																			
	M	GC	OG	S	STP	SF	FYC	SYC	RC										
94 I. PROVEDEL	97'	2		4															
	M	G	OG	A	AT	PT	SC	FS	BP	AS	KP	P	P(%)	PA	R	FYC	SYC	RC	
27 K. AMIAN	97'						1		38		1	18	72	5	1				
15 P. HRISTOV	97'							1	44			30	88	6	6				
28 M. ERLIC	45'								21			12	71	1		1			
43 D. NIKOLAOU	97'								74			47	77	18	7	1			
21 S. FERRER	70'								38			15	71	10	2				
33 K. AGUDELO	97'			1			2	50				24	73	21	4				
8 V. KOVALENKO	97'			2				1	58			35	74	14	9				
14 J. KIWIOR	97'								45			34	85	16	3				
11 E. GYASI	97'						1	1	37		1	23	79	13	3				
9 R. MANAJ	97'	1		4	2			3	45			16	59	12	3				
22 J. ANTISTE	52'						1	1	32		1	13	65	8	7				
44 D. STRELEC	27'								10			6	75	1	1				

## Legenda

- FYC Yellow Card
- OG Owngoal
- BP Balls Played
- SYC Double Yellow Card
- RC Red Card
- G Goals
- GC Goal Conceded
- M Minutes Played
- AS Assists
- FS Fouls Suffered
- A Attempts
- AT Attempts on target
- SC Scoring Chances
- PT Posts
- S Saves
- STP Saves on set piece plays
- SF Saves on free kick
- P(%) Passes Completed/Attempted (%)
- KP Key Passes
- PA Balls played forward
- P Passes Completed
- R Gained Possessions

## PLAYERS RANKING

Attempts			Attempts on target (goals)			Passes Final Third			Scoring Chances		
1	R. MANAJ	SPE 4	1	S. LUKIC	TOR 2	1	S. LUKIC	TOR 18	1	J. BREKALO	TOR 3
2	S. LUKIC	TOR 3	2	R. MANAJ	SPE 2	2	K. AGUDELO	SPE 13	2	S. LUKIC	TOR 2
3	W. SINGO	TOR 3	3	D. SECK	TOR 2	3	S. RICCI	TOR 13	3	M. VOJVODA	TOR 2
4	V. KOVALENKO	SPE 2	4	A. SANABRIA	TOR 1	4	W. SINGO	TOR 13	4	K. AMIAN	SPE 1
5	M. PJACA	TOR 2	5	M. VOJVODA	TOR 1	5	M. PJACA	TOR 11	5	J. ANTISTE	SPE 1

Balls Played			Passes Completed			Key Passes			Dribbling		
1	S. LUKIC	TOR 81	1	S. LUKIC	TOR 67	1	J. BREKALO	TOR 3	1	J. KIWIOR	SPE 2
2	S. RICCI	TOR 77	2	S. RICCI	TOR 63	2	S. LUKIC	TOR 2	2	W. SINGO	TOR 2
3	D. NIKOLAOU	SPE 74	3	D. NIKOLAOU	SPE 47	3	M. VOJVODA	TOR 2	3	K. AGUDELO	SPE 1
4	M. VOJVODA	TOR 73	4	M. VOJVODA	TOR 42	4	K. AMIAN	SPE 1	4	J. ANTISTE	SPE 1
5	W. SINGO	TOR 66	5	D. ZIMA	TOR 37	5	J. ANTISTE	SPE 1	5	BREMER	TOR 1



TORINO

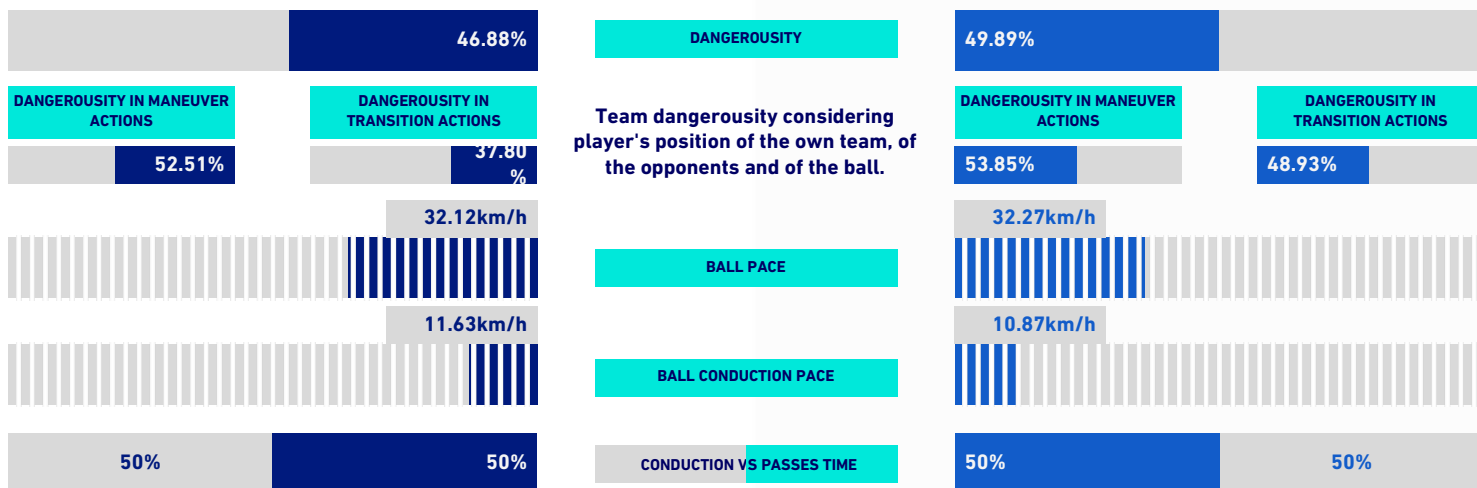
2-1

SPEZIA



## VIRTUAL COACH

### TEAM INDICATORS



### RECORDMEN

#### PASS GAIN

Number of players overtaken by a vertical pass (only successful passes are considered). It shows how much a player tends to overcome the opponent's pressure lines.

Rank	Player	Value	Rank	Player	Value
1	32 V. MILINKOVIC-SAVIC	4.25	1	21 S. FERRER	4.67
1	27 M. VOJVODA	4.25	2	43 D. NIKOLAOU	4.09
3	99 A. BUONGIORNO	3.30	3	15 P. HRISTOV	4.00
4	17 W. SINGO	3.18	3	22 J. ANTISTE	4.00
5	13 R. RODRIGUEZ	2.86	5	94 I. PROVEDEL	3.91

#### PASS RISK

Measures the player's propensity to risk the pass (only successful passes are considered).

Rank	Player	Value	Rank	Player	Value
1	11 M. PJACA	39.40%	1	21 S. FERRER	36.71%
2	13 R. RODRIGUEZ	36.36%	2	94 I. PROVEDEL	33.62%
3	27 M. VOJVODA	34.24%	3	22 J. ANTISTE	31.00%
4	32 V. MILINKOVIC-SAVIC	31.70%	4	8 V. KOVALENKO	28.50%
5	99 A. BUONGIORNO	30.14%	5	27 K. AMIAN	24.53%

#### RECEIVED PRESSURE

How much the player with the ball is pressed by the opposite team. It depends on the speed, running direction and distance from the opponent who is at a shorter distance.

Rank	Player	Value	Rank	Player	Value
1	19 A. SANABRIA	71.33%	1	9 R. MANAJ	69.64%
2	23 D. SECK	66.64%	2	11 E. GYASI	66.21%
3	28 S. RICCI	66.13%	3	33 K. AGUDELO	64.91%
4	22 D. PRAET	65.53%	4	14 J. KIWIOR	61.65%
5	11 M. PJACA	62.27%	5	8 V. KOVALENKO	57.89%

#### PASS AVAILABILITY

Ability of a player to get away from opponents to receive the ball. It is computed for all the teammates of the player in possession.

Rank	Player	Value	Rank	Player	Value
1	13 R. RODRIGUEZ	82.69%	1	27 K. AMIAN	72.13%
2	17 W. SINGO	81.06%	2	21 S. FERRER	71.13%
3	6 D. ZIMA	77.87%	3	43 D. NIKOLAOU	70.46%
4	28 S. RICCI	74.48%	4	15 P. HRISTOV	67.31%
5	99 A. BUONGIORNO	71.81%	5	22 J. ANTISTE	65.82%



TORINO

2-1

SPEZIA



## PLAYERS RANKING [ATHLETICS PERFORMANCE]

Jog - Run - Sprint (km)			
1	SAMUELE RICCI	Total 11.863	
		3.981	6.965
			0.916
2	DAVID ZIMA	Total 11.739	
		4.07	6.81
			0.858
3	MERGIM VOJVODA	Total 11.325	
		3.773	6.41
			1.14
4	SASA LUKIC	Total 10.935	
		4.014	5.974
			0.946
5	ANTONIO SANABRIA	Total 10.091	
		3.837	5.122
			1.131

AVG Speed km/h (run)			
1	S. RICCI	TOR	10.76
2	S. LUKIC	TOR	10.75
3	R. RODRIGUEZ	TOR	10.71
4	D. PRAET	TOR	10.66
5	D. ZIMA	TOR	10.66

AVG Speed km/h (sprint)			
1	W. SINGO	TOR	33.41
2	K. DJIDI	TOR	33.35
3	D. ZIMA	TOR	33.07
4	S. LUKIC	TOR	32.81
5	M. VOJVODA	TOR	31.77

Jog - Run - Sprint (km)			
1	JAKUB KIWIOR	Total 11.707	
		3.583	7.167
			0.956
2	VIKTOR KOVALENKO	Total 11.453	
		3.198	7.241
			1.013
3	KELVIN AMIAN	Total 10.93	
		3.799	5.843
			1.288
4	EMMANUEL GYASI	Total 10.815	
		3.842	6.246
			0.726
5	KEVIN AGUDELO	Total 10.726	
		4.184	5.437
			1.104

AVG Speed km/h (run)			
1	V. KOVALENKO	SPE	10.73
2	S. FERRER	SPE	10.72
3	K. AGUDELO	SPE	10.67
4	P. HRISTOV	SPE	10.6
5	J. KIWIOR	SPE	10.6

AVG Speed km/h (sprint)			
1	J. ANTISTE	SPE	32.79
2	E. GYASI	SPE	32.25
3	D. NIKOLAOU	SPE	32.09
4	J. KIWIOR	SPE	32.05
5	S. FERRER	SPE	31.82

## TEAM STATS [ATHLETICS PERFORMANCE]

Distance Covered (km)	108.324
AVG Speed (km/h)	6.47

Jog-Run-Sprint (km 108.324)		
40.77	58.303	9.25

Distance Covered (km)	109.122
AVG Speed (km/h)	6.65

Jog-Run-Sprint (km 109.122)		
37.895	61.556	9.67

Fitness data displayed in the report are the ones collected in real time and could be different to the post-processed ones, delivered to the coaching staff

<b>Jog:</b>	0-7 km/h	<b>Run:</b>	7.1-15 km/h	<b>Sprint:</b>	15.1+ km/h	<b>Jog + Run + Sprint:</b>	Distance covered
<b>TOP Sprinter:</b>	Top four players per team						

Torino 23/04/2022 OLIMPICO GRANDE TORINO STADIUM - 15:00



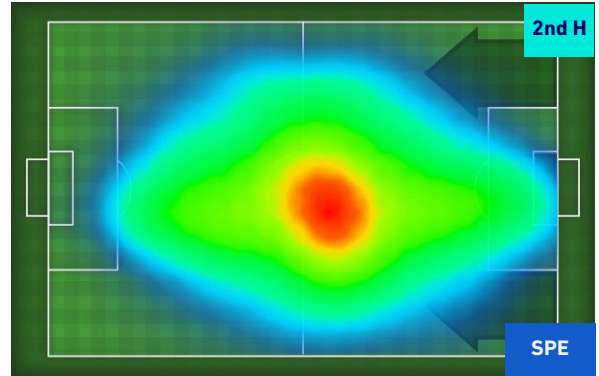
TORINO

2-1

SPEZIA



## HEATMAP





Torino 23/04/2022 OLIMPICO GRANDE TORINO STADIUM - 15:00



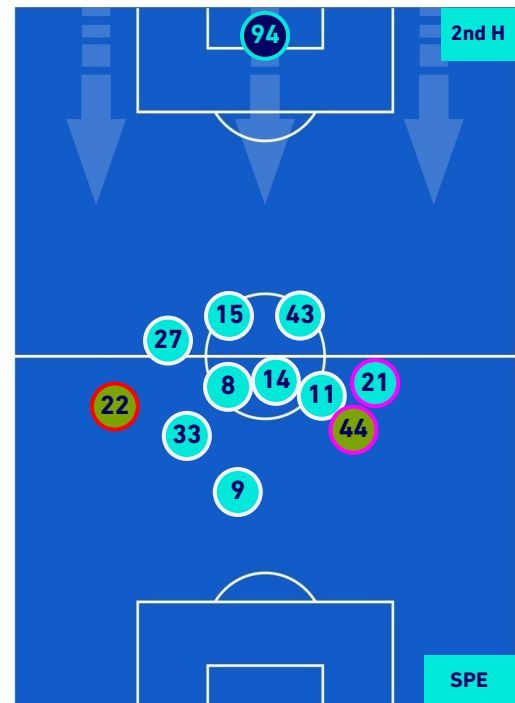
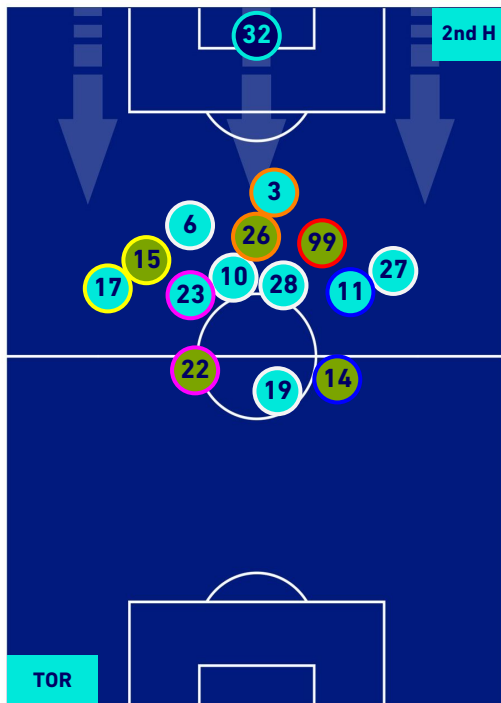
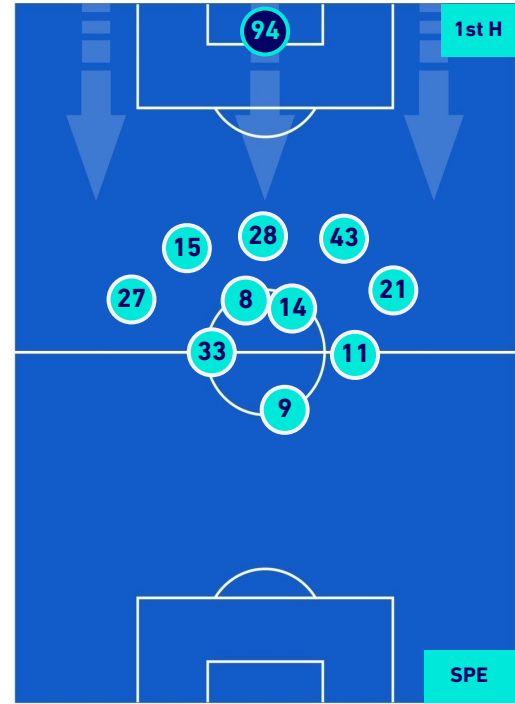
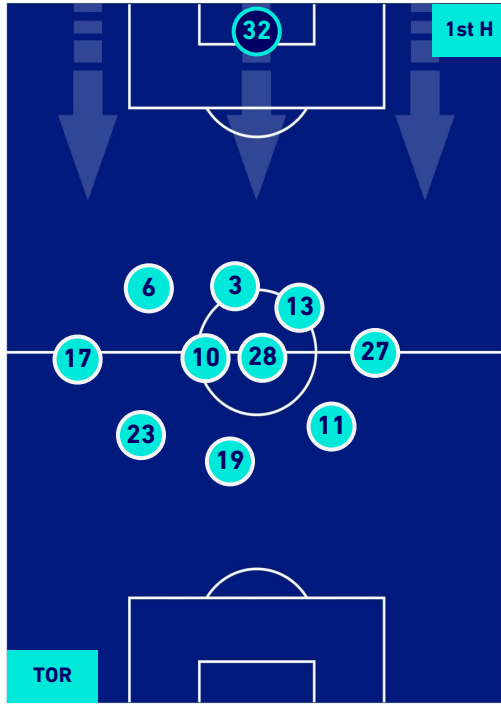
**TORINO**

**2-1**

**SPEZIA**



## PLAYERS AVERAGE POSITION



Legend:

- 1st Substitution Player in
- 2nd Substitution Player in
- 3rd Substitution Player in
- 4th Substitution Player in
- 5th Substitution Player in

- Player out
- Player out
- Player out
- Player out
- Player out

- Player in / out
- Player in / out
- Player in / out
- Player in / out
- Player in / out

- 
- 
- 
- 
-

Torino 23/04/2022 OLIMPICO GRANDE TORINO STADIUM - 15:00



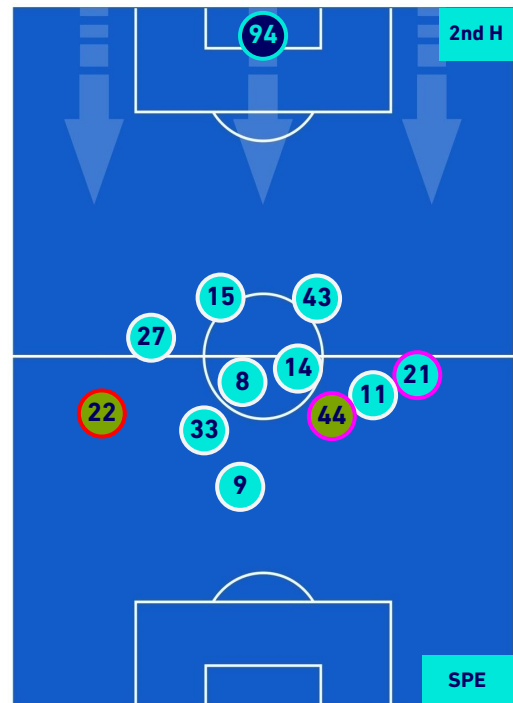
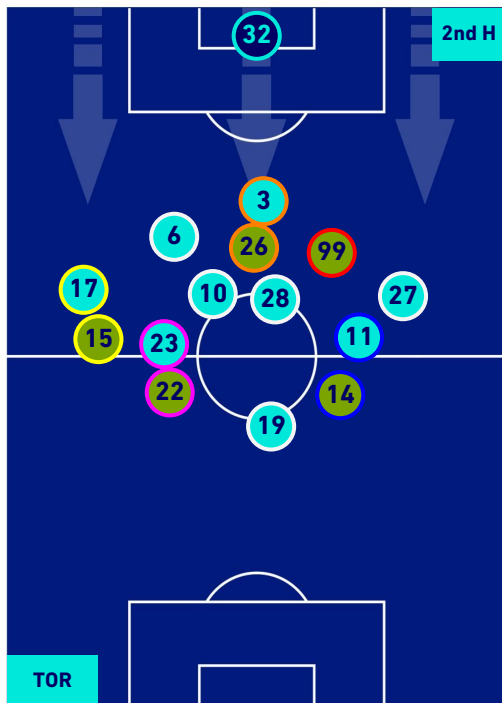
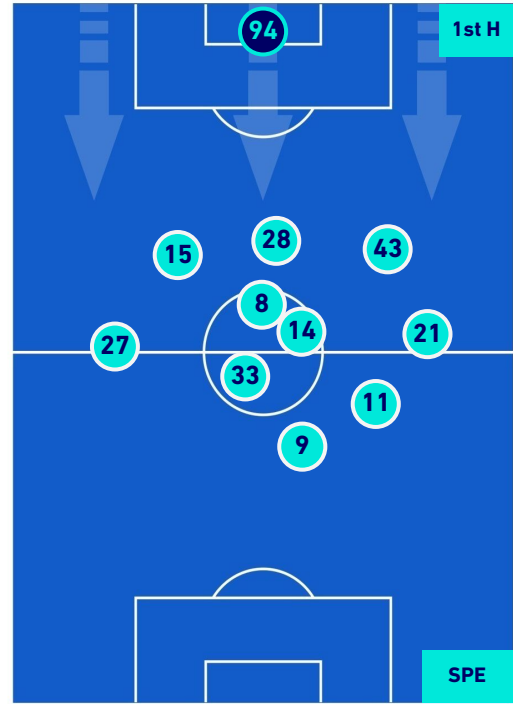
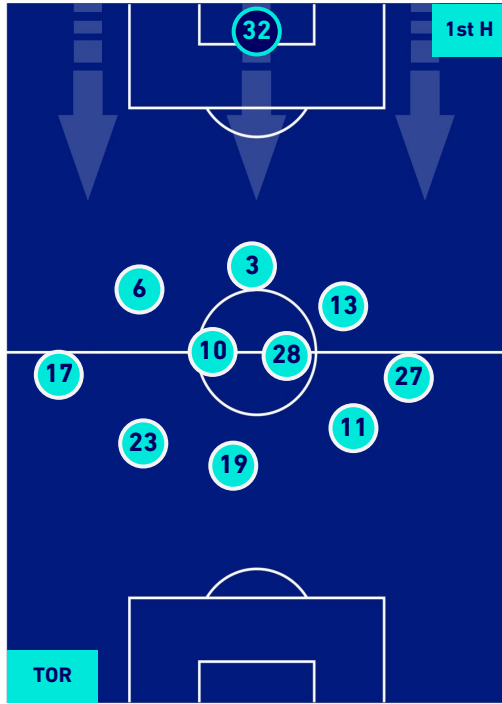
**TORINO**

**2-1**

**SPEZIA**



## PLAYERS AVERAGE POSITION [BALL POSSESSION]



Legend:

- 1st Substitution Player in
- 2nd Substitution Player in
- 3rd Substitution Player in
- 4th Substitution Player in
- 5th Substitution Player in

- Player out
- Player out
- Player out
- Player out
- Player out

- Player in / out
- Player in / out
- Player in / out
- Player in / out
- Player in / out

- 
- 
- 
- 
-

Torino 23/04/2022 OLIMPICO GRANDE TORINO STADIUM - 15:00



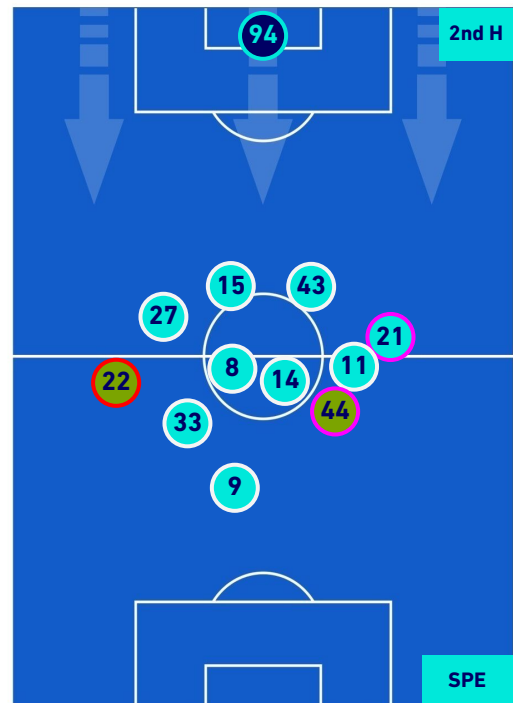
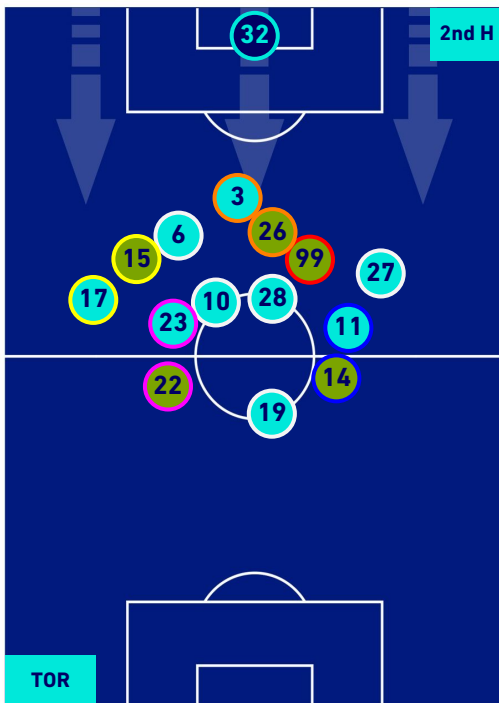
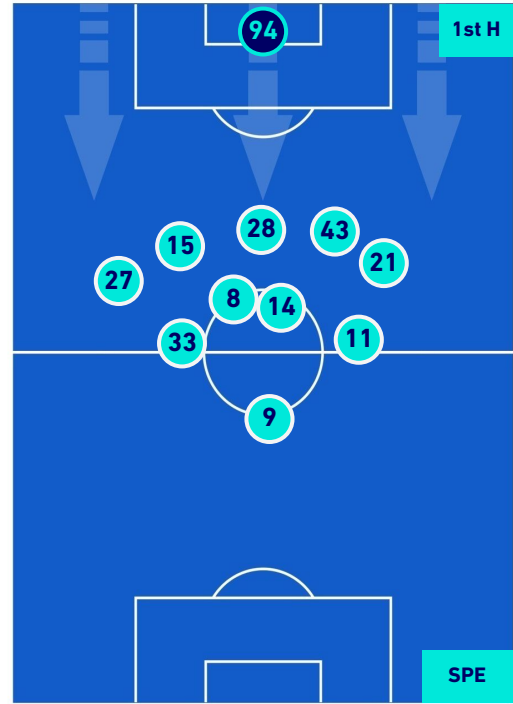
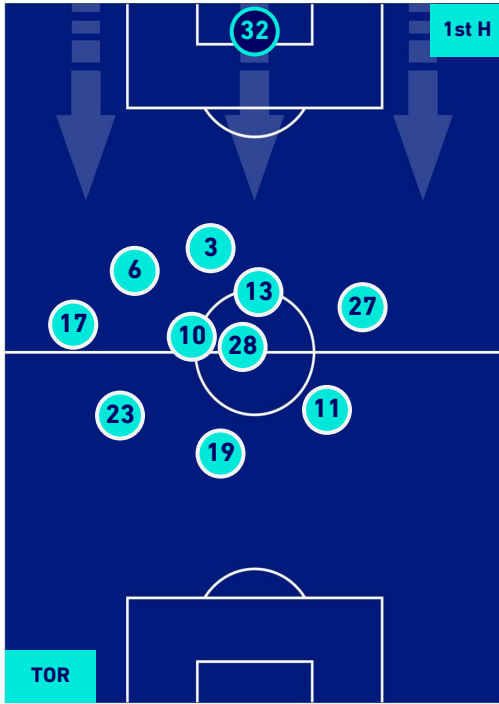
**TORINO**

**2-1**

**SPEZIA**



## PLAYERS AVERAGE POSITION [NO BALL POSSESSION]



Legend:

- 1st Substitution Player in
- 2nd Substitution Player in
- 3rd Substitution Player in
- 4th Substitution Player in
- 5th Substitution Player in

- Player out
- Player out
- Player out
- Player out
- Player out

- Player in / out
- Player in / out
- Player in / out
- Player in / out
- Player in / out

- 
- 
- 
- 
-



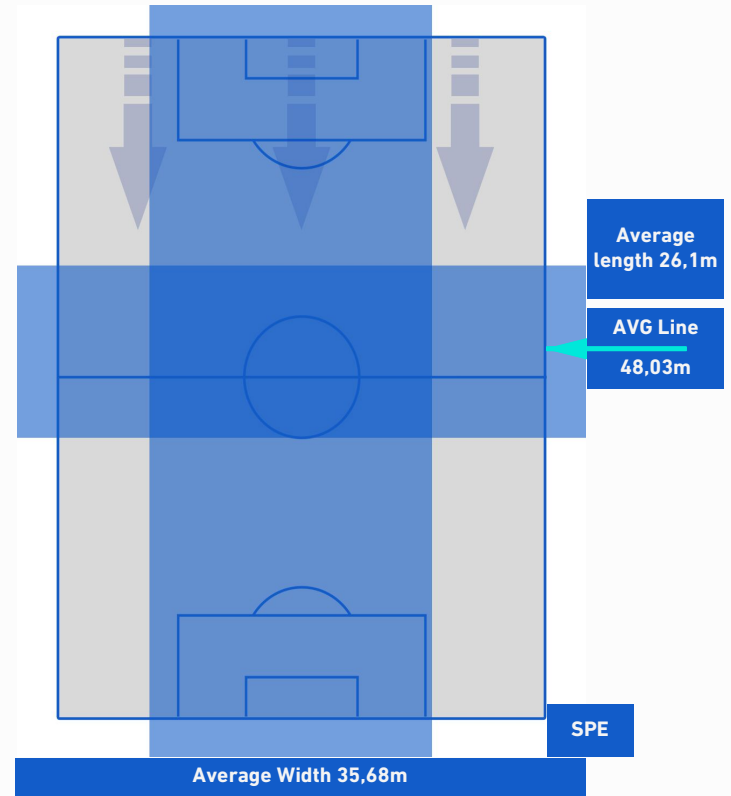
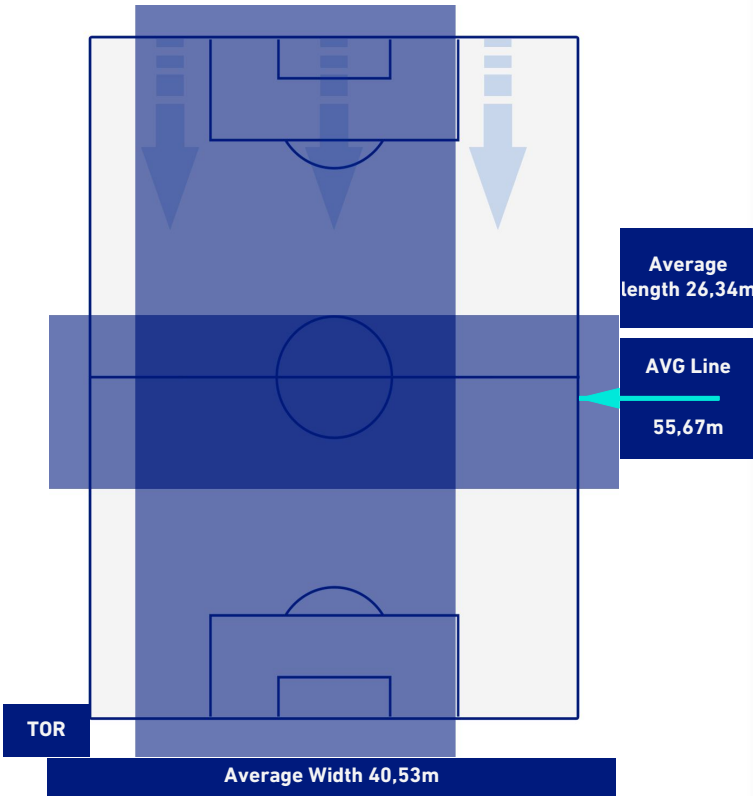
**TORINO**

**2-1**

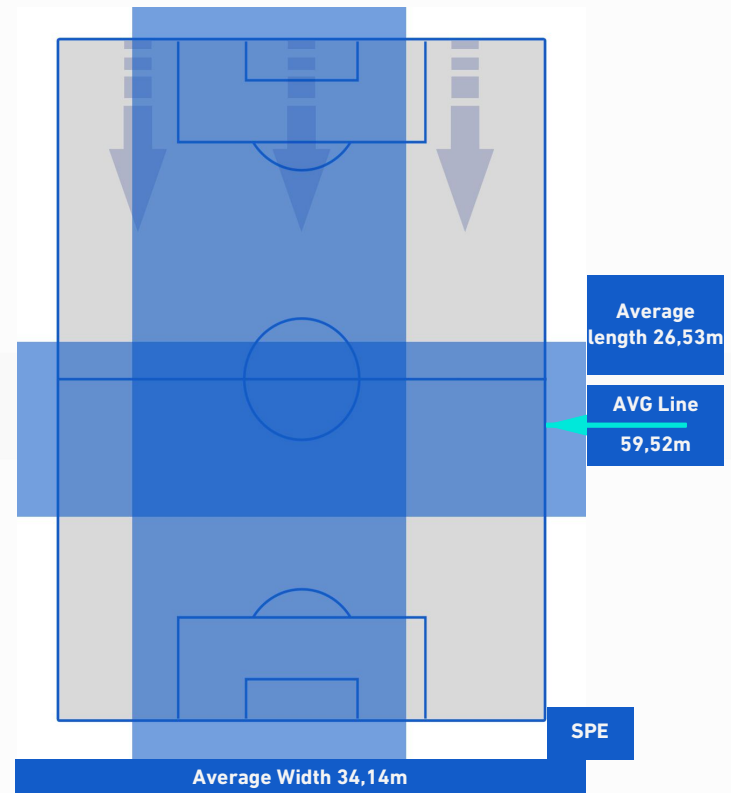
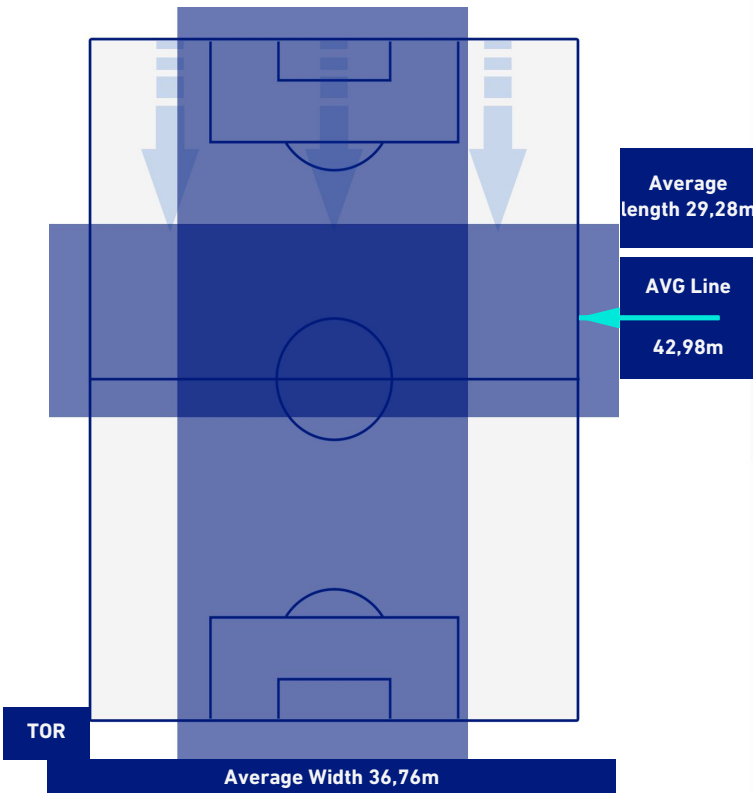
**SPEZIA**



## TEAM'S DEFENSE POSITION 1st H



## TEAM'S DEFENSE POSITION 2nd H





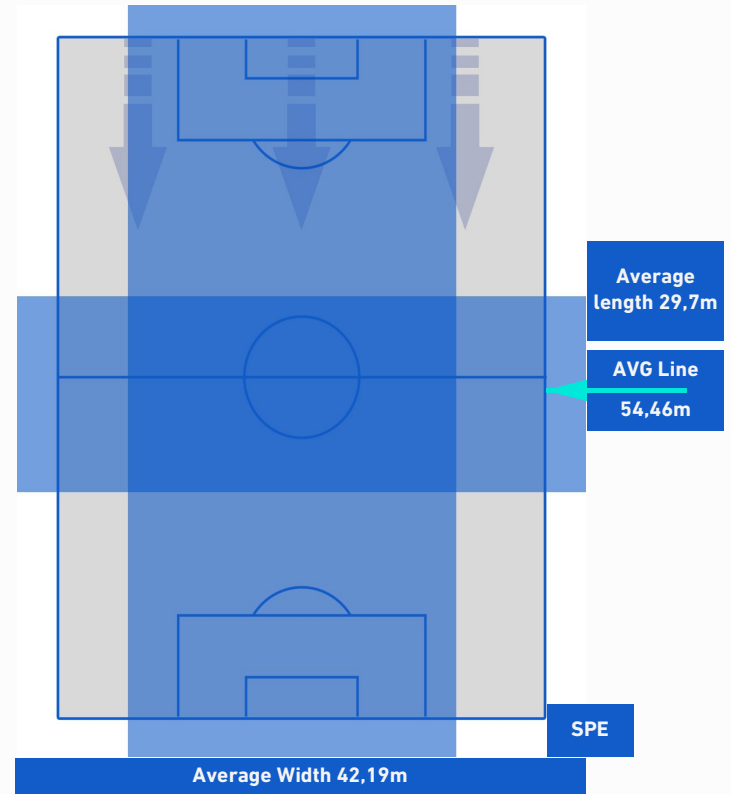
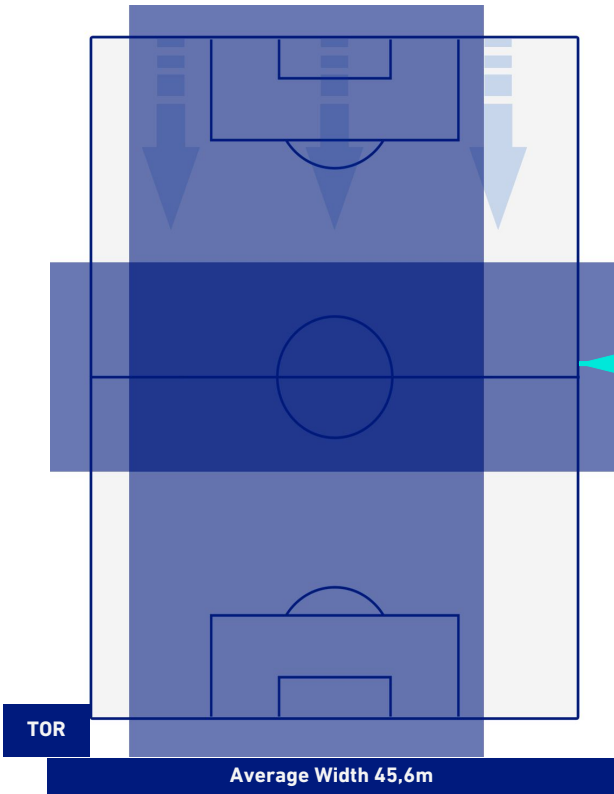
**TORINO**

**2-1**

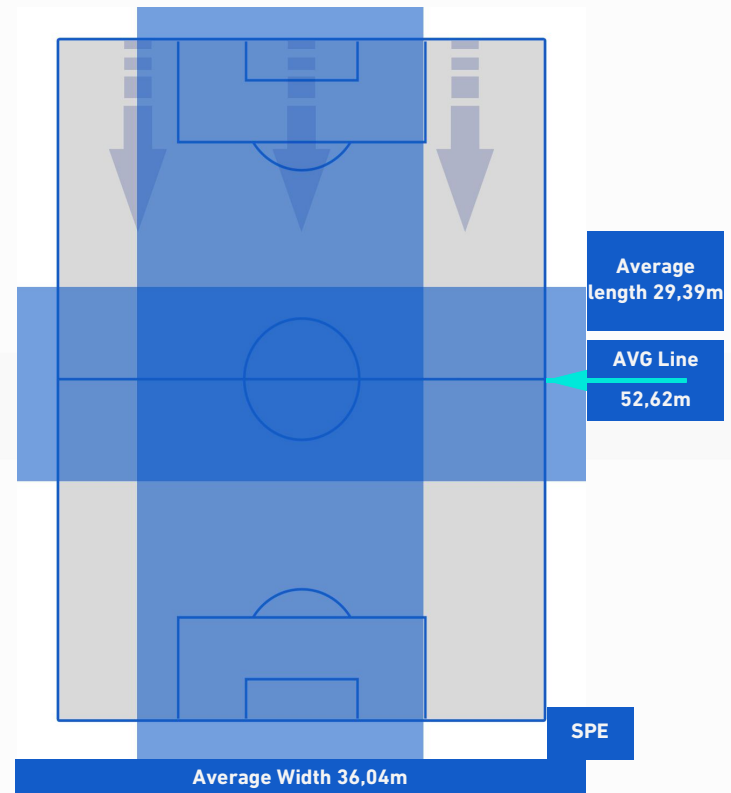
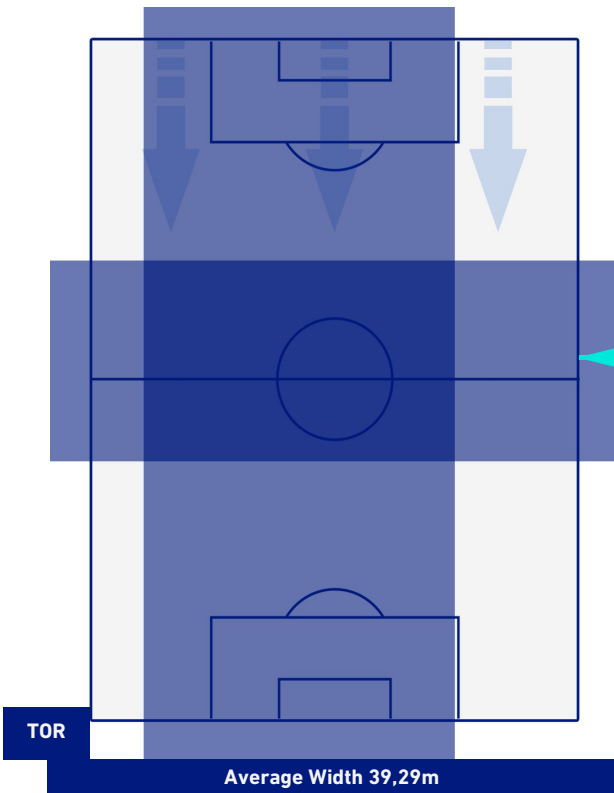
**SPEZIA**



## TEAM'S DEFENSE POSITION (BALL POSSESSION)



## TEAM'S DEFENSE POSITION (NO BALL POSSESSION)



Torino 23/04/2022 OLIMPICO GRANDE TORINO STADIUM - 15:00



**TORINO**

**2-1**

**SPEZIA**



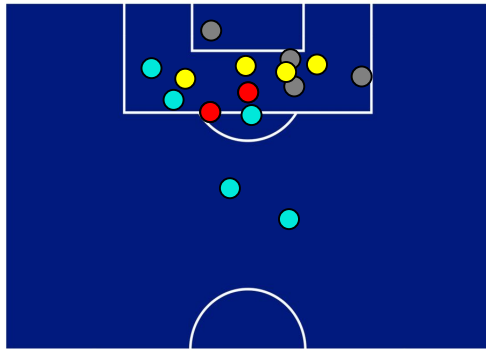
## ATTACKING PLAYS MAP



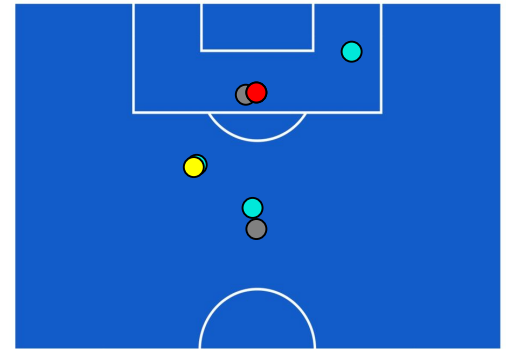
21	Attacking Plays	17
15	Total Attempts	7
11	Scoring Chances	3



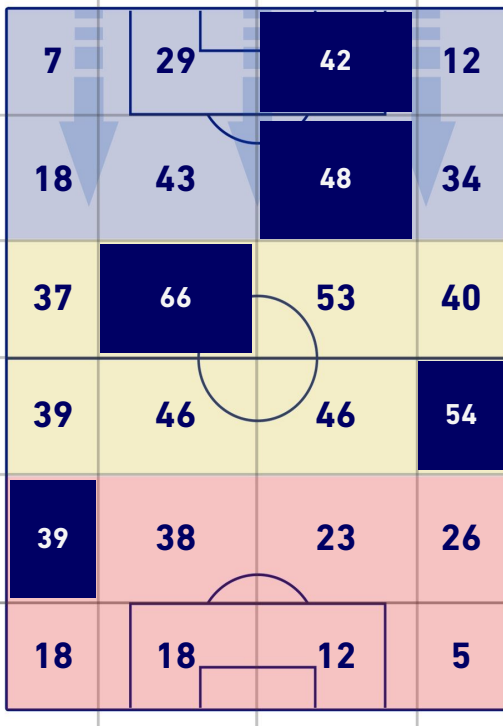
## ATTEMPTS MAP



2	Goals	1
6	On target	2
4	Off target	2
5	Blocked	3

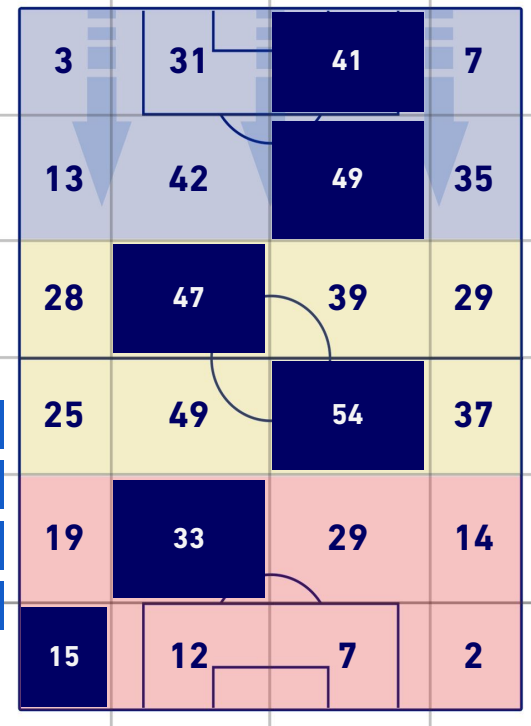


## TOUCH MAP



793	Total Balls Played	660
233	DEFENSIVE	221
381	MIDFIELD	308
179	ATTACK ZONE	131

30	Touch in Attacks zone	19	
D. SECK	5	6	R. MANAJ
W. SINGO	5	5	J. ANTISTE
S. LUKIC	4	4	E. GYASI





Torino 23/04/2022 OLIMPICO GRANDE TORINO STADIUM - 15:00



**TORINO**

**2-1**

**SPEZIA**



## KEY PLAYERS

**SASA LUKIC** 10

Position	Midfielder
Games in Serie A	131
Goals in Serie A	9
Date of birth	13/08/1996
Nationality	SRB

Jog 37% - Run 55% - Sprint 8% **Km 10.935**

4.014	5.974	0.946
-------	-------	-------

### Mvp Stats

Minutes Played	97'
Goals	2
Scoring Chances	2
Attempts	3
Attempts on target (goals)	2(2)
Balls Played	81
Passes Completed	67
Passes Completed/Attempted (%)	94%
Key Passes	2
Gained Possessions	11
Fouls Suffered	2

### HeatMap



**REY MANAJ** 9

Position	Forward
Games in Serie A	42
Goals in Serie A	7
Date of birth	24/02/1997
Nationality	ALB

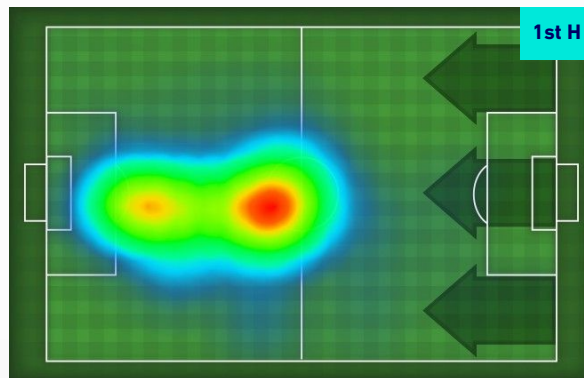
Jog 43% - Run 50% - Sprint 7% **Km 10.022**

4.261	5.06	0.7
-------	------	-----

### Mvp Stats

Minutes Played	97'
Goals	1
Attempts	4
Attempts on target (goals)	2(1)
Balls Played	45
Passes Completed	16
Passes Completed/Attempted (%)	59%
Gained Possessions	3
Fouls Suffered	3

### HeatMap



Torino 23/04/2022 OLIMPICO GRANDE TORINO STADIUM - 15:00



TORINO

2-1

SPEZIA



The statistics above are to be considered definitive after 24 hours by the end of the game.

The disciplinary sanctions are not official, as they come by the real-time detection during the game and will become official at the time of the homologation by the competent bodies.

In case of dubious attribution goal, the Lega Serie A will officialize the scorer the day after each round of the League.

The ball possession data is scouted live through the television, with an estimate error of 5%.