



Matchday 32  
SERIE A TIM 2021-2022

# MATCH REPORT



**TORINO**



**MILAN**

Torino 10/04/2022  
OLIMPICO GRANDE TORINO STADIUM 20:45

Torino 10/04/2022 OLIMPICO GRANDE TORINO STADIUM - 20:45



**TORINO**

0-0

**MILAN**



## Line-ups

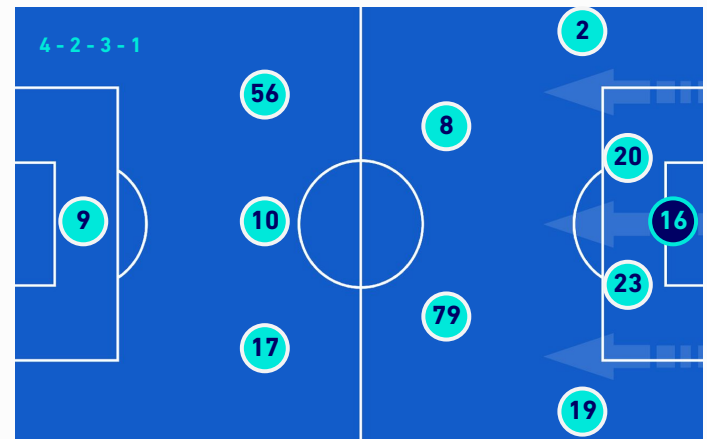
TORINO	
1	ETRIT BERISHA GK
6	DAVID ZIMA
3	BREMER
13	RICARDO RODRIGUEZ
17	WILFRIED SINGO
10	SASA LUKIC
28	SAMUELE RICCI
27	MERGIM VOJVODA
4	TOMMASO POBEGA
14	JOSIP BREKALO
9	ANDREA BELOTTI



Bench	
32	VANJA MILINKOVIC-SAVIC
89	LUCA GEMELLO
5	ARMANDO IZZO
11	MARKO PJACA
15	CRISTIAN ANSALDI
18	DENNIS STOJKOVIC
23	DEMBA SECK
24	LADO AKHALAIA
34	OLA AINA
64	PIETRO PELLEGRINI
77	KAROL LINETTY
99	ALESSANDRO BUONGIORNO

Coach **IVAN JURIC**

MILAN		
GK	MIKE MAIGNAN	16
	DAVIDE CALABRIA	2
	PIERRE KALULU	20
	FIKAYO TOMORI	23
	THEO HERNANDEZ	19
	SANDRO TONALI	8
	FRANK KESSIE	79
	ALEXIS SAELEMAEKERS	56
	BRAHIM DIAZ	10
	RAFAEL LEAO	17
	OLIVIER GIROUD	9



Bench		
	CIPRIAN TATARUSANU	1
	ANTONIO MIRANTE	83
	FODE' BALLO-TOURE'	5
	MARKO LAZETIC	22
	DANIEL MALDINI	27
	JUNIOR MESSIAS	30
	RADE KRUNIC	33
	TIEMOUE' BAKAYOKO	41
	MATTEO GABBIA	46

Coach **STEFANO PIOLI**

Referee **DANIELE DOVERI**  
Assistant referee 1 **ALESSANDRO LO CICERO**  
Assistant referee 2 **FILIPPO BERCIGLI**

Fourth Official **MATTEO MARCENARO**  
V.A.R.: **MASSIMILIANO IRRATI**  
A.V.A.R.: **SALVATORE LONGO**

Torino 10/04/2022 OLIMPICO GRANDE TORINO STADIUM - 20:45



**TORINO**

0-0

**MILAN**



## Match Events

TOR

1T 0' | 45' 2T 46' | 90+7'

MIL

**TORINO**

**MILAN**

0

0

S. LUKIC 14'



T. POBEGA 31'



O. AINA | W. SINGO 63'



A. IZZO | D. ZIMA 63'



P. PELLEGRINI | A. BELOTTI 76'



D. SECK | T. POBEGA 84'



A. BUONGIORNO | M. VOJVODA 84'



18' F. TOMORI

36' P. KALULU

55' J. MESSIAS | B. DIAZ

82' R. KRUNIC | S. TONALI

87' M. GABBIA | F. TOMORI

**Yellow Card Coach STEFANO PIOLI**

### Legend



Goal



Owngoal



Penalty



Missed Penalty



Yellow Card



Assist



Red Card



Substitution



Second Yellow Card

Torino 10/04/2022 OLIMPICO GRANDE TORINO STADIUM - 20:45



**TORINO**

**0-0**

**MILAN**



## Game time



Played Time  
54%



1st Half - 2nd Half  
24'14 - 27'56

## BALL POSSESSION

Played Time 52'10



Total 22'56



Total 29'14



## QUARTERS BALL POSSESSION

1st H	0'-15'	2nd H	0'-15'
<b>3'43</b>	<b>5'08</b>	<b>4'19</b>	<b>4'36</b>
	16'-30'		16'-30'
<b>2'38</b>	<b>5'49</b>	<b>3'48</b>	<b>4'07</b>
	31'-45'		31'-52'
<b>3'14</b>	<b>3'42</b>	<b>5'14</b>	<b>5'52</b>

## TEAM STATS

	TOR	MIL
Attempts	14	14
Attempts on target (goals)	3(0)	3(0)
Attempts on target by Set piece plays		1
Attempts on target from penalty box	1	2
Attempts off target	4	1
Blocked Shots	7	10
Scoring Chances	13	10
Key Passes	13	10
Fouls Committed	18	6
Corners	6	5
Offsides	4	1
Cross Successful/Attempted	5/6	1/7
Dribbling	7	7
Passes Completed	248	338
Passes Completed/Attempted (%)	75%	79%
Passes Final Third	64	81
Balls played forward	120	165
Long Passes	28	33
Saves	3	3
Gained Possessions	57	62





Torino 10/04/2022 OLIMPICO GRANDE TORINO STADIUM - 20:45



**TORINO**

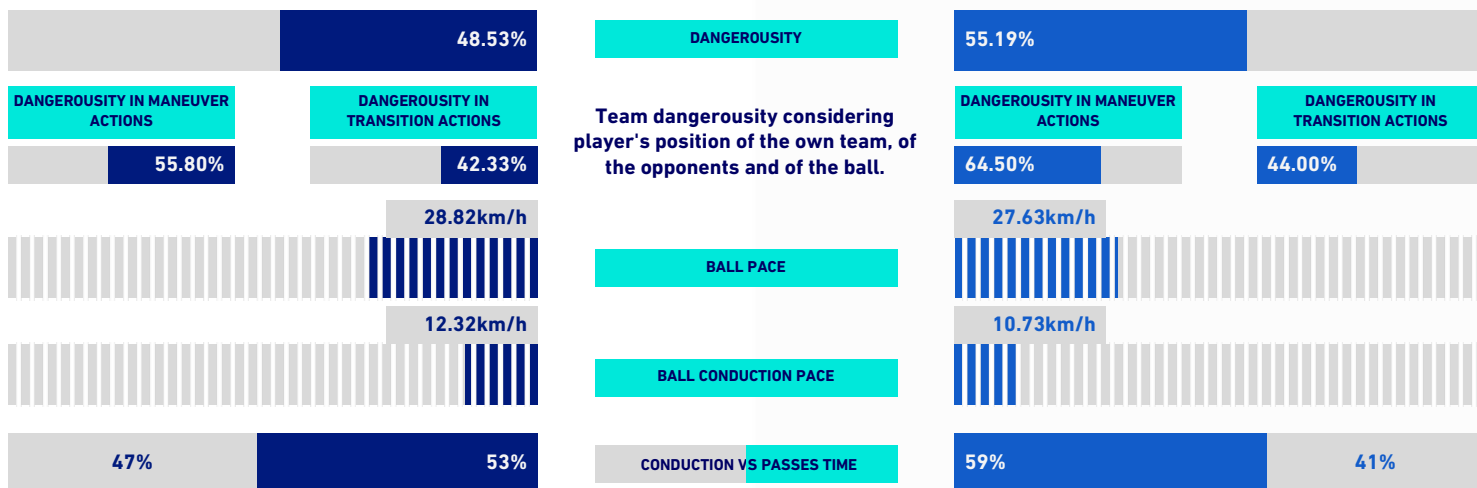
**0-0**

**MILAN**



## VIRTUAL COACH

### TEAM INDICATORS



Team dangerousness considering player's position of the own team, of the opponents and of the ball.

### RECORDMEN

#### PASS GAIN

Number of players overtaken by a vertical pass (only successful passes are considered). It shows how much a player tends to overcome the opponent's pressure lines.

1	1	E. BERISHA	5.91	1	16	M. MAIGNAN	5.06
2	3	BREMER	3.75	2	2	D. CALABRIA	4.27
3	27	M. VOJVODA	3.67	3	79	F. KESSIE	3.89
4	17	W. SINGO	3.50	4	23	F. TOMORI	3.85
4	14	J. BREKALO	3.50	5	8	S. TONALI	3.53

#### PASS RISK

Measures the player's propensity to risk the pass (only successful passes are considered).

1	1	E. BERISHA	46.20%	1	30	J. MESSIAS	54.50%
2	27	M. VOJVODA	36.00%	2	16	M. MAIGNAN	45.03%
3	9	A. BELOTTI	30.77%	3	10	B. DIAZ	39.20%
4	6	D. ZIMA	30.71%	4	20	P. KALULU	27.65%
5	3	BREMER	28.87%	5	19	T. HERNANDEZ	27.48%

#### RECEIVED PRESSURE

How much the player with the ball is pressed by the opposite team. It depends on the speed, running direction and distance from the opponent who is at a shorter distance.

1	4	T. POBEGA	66.51%	1	10	B. DIAZ	73.86%
2	9	A. BELOTTI	66.27%	2	9	O. GIROUD	72.03%
3	10	S. LUKIC	61.38%	3	17	R. LEO	59.32%
4	28	S. RICCI	59.53%	4	56	A. SAELEMAEKERS	55.95%
5	3	BREMER	55.80%	5	79	F. KESSIE	54.13%

#### PASS AVAILABILITY

Ability of a player to get away from opponents to receive the ball. It is computed for all the teammates of the player in possession.

1	27	M. VOJVODA	81.43%	1	20	P. KALULU	76.89%
2	13	R. RODRIGUEZ	74.30%	2	23	F. TOMORI	75.44%
3	34	O. AINA	73.52%	3	30	J. MESSIAS	69.33%
4	17	W. SINGO	71.59%	4	8	S. TONALI	65.52%
5	28	S. RICCI	65.89%	5	2	D. CALABRIA	64.50%



TORINO

0-0

MILAN



## PLAYERS RANKING [ATHLETICS PERFORMANCE]

Jog - Run - Sprint (km)			
1	SAMUELE RICCI	Total 12.593	
		3.974	7.689
			0.929
2	SASA LUKIC	Total 11.792	
		4.03	6.46
			1.301
3	JOSIP BREKALO	Total 11.687	
		4.57	5.982
			1.134
4	TOMMASO POBEGA	Total 11.298	
		3.337	6.668
			1.292
5	MERGIM VOJVODA	Total 10.693	
		3.161	6.332
			1.199

AVG Speed km/h (run)			
1	T. POBEGA	TOR	10.82
2	J. BREKALO	TOR	10.78
3	A. BELOTTI	TOR	10.75
4	S. RICCI	TOR	10.71
5	D. ZIMA	TOR	10.71

AVG Speed km/h (sprint)			
1	W. SINGO	TOR	33.73
2	S. LUKIC	TOR	32.98
3	M. VOJVODA	TOR	32.94
4	BREMER	TOR	32.92
5	T. POBEGA	TOR	32.71

Jog - Run - Sprint (km)			
1	ALEXIS SAELEMAEKERS	Total 12.864	
		3.35	8.099
			1.414
2	FRANK KESSIE	Total 12.069	
		3.684	7.253
			1.131
3	DAVIDE CALABRIA	Total 11.916	
		3.822	6.916
			1.176
4	PIERRE KALULU	Total 11.58	
		3.647	6.58
			1.352
5	SANDRO TONALI	Total 11.006	
		2.842	7.073
			1.089

AVG Speed km/h (run)			
1	J. MESSIAS	MIL	10.84
2	S. TONALI	MIL	10.78
3	P. KALULU	MIL	10.76
4	A. SAELEMAEKERS	MIL	10.76
5	O. GIROUD	MIL	10.67

AVG Speed km/h (sprint)			
1	T. HERNANDEZ	MIL	33.75
2	R. LEO	MIL	33.58
3	F. TOMORI	MIL	33.49
4	S. TONALI	MIL	33.2
5	P. KALULU	MIL	32.52

## TEAM STATS [ATHLETICS PERFORMANCE]

Distance Covered (km)	115.07
AVG Speed (km/h)	6.94

Jog-Run-Sprint (km 115.07)		
41.403	62.109	11.557

Distance Covered (km)	114.945
AVG Speed (km/h)	7.04

Jog-Run-Sprint (km 114.945)		
37.51	64.723	12.711

Fitness data displayed in the report are the ones collected in real time and could be different to the post-processed ones, delivered to the coaching staff

<b>Jog:</b>	0-7 km/h	<b>Run:</b>	7.1-15 km/h	<b>Sprint:</b>	15.1+ km/h	<b>Jog + Run + Sprint:</b>	Distance covered
<b>TOP Sprinter:</b>	Top four players per team						



Torino 10/04/2022 OLIMPICO GRANDE TORINO STADIUM - 20:45



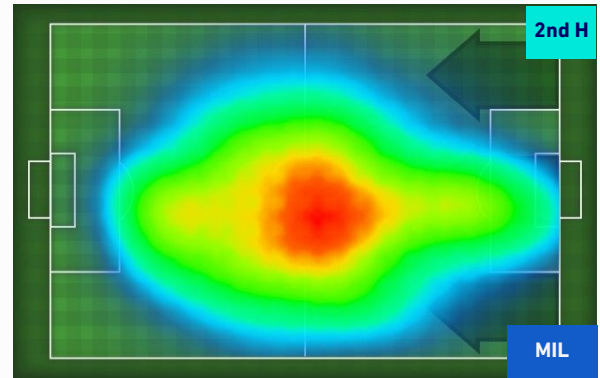
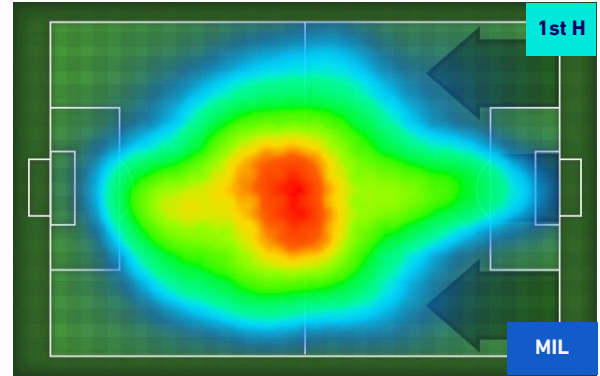
**TORINO**

**0-0**

**MILAN**



## HEATMAP





Torino 10/04/2022 OLIMPICO GRANDE TORINO STADIUM - 20:45



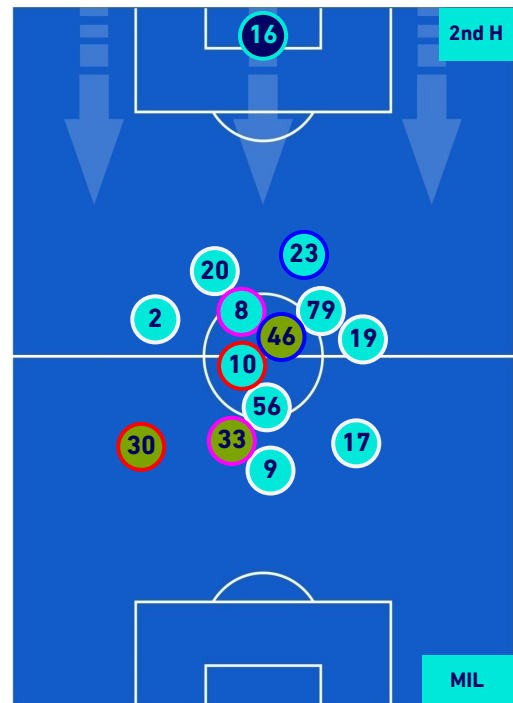
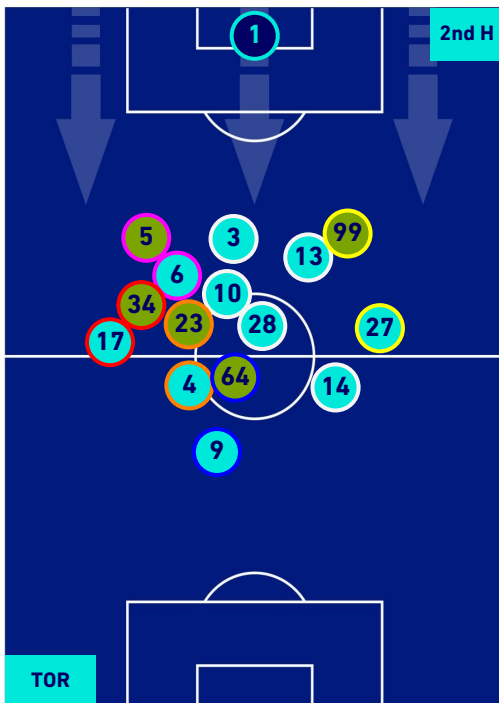
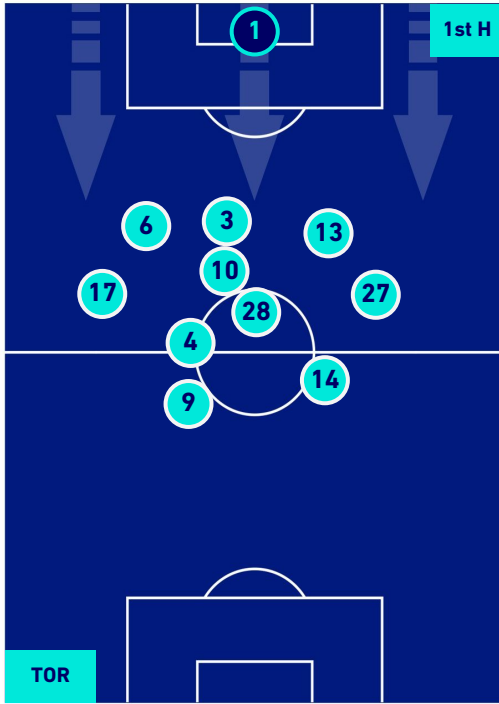
**TORINO**

**0-0**

**MILAN**



## PLAYERS AVERAGE POSITION



Legend:

- 1st Substitution Player in
- 2nd Substitution Player in
- 3rd Substitution Player in
- 4th Substitution Player in
- 5th Substitution Player in

- Player out
- Player out
- Player out
- Player out
- Player out

- Player in / out
- Player in / out
- Player in / out
- Player in / out
- Player in / out

- 
- 
- 
- 
-

Torino 10/04/2022 OLIMPICO GRANDE TORINO STADIUM - 20:45



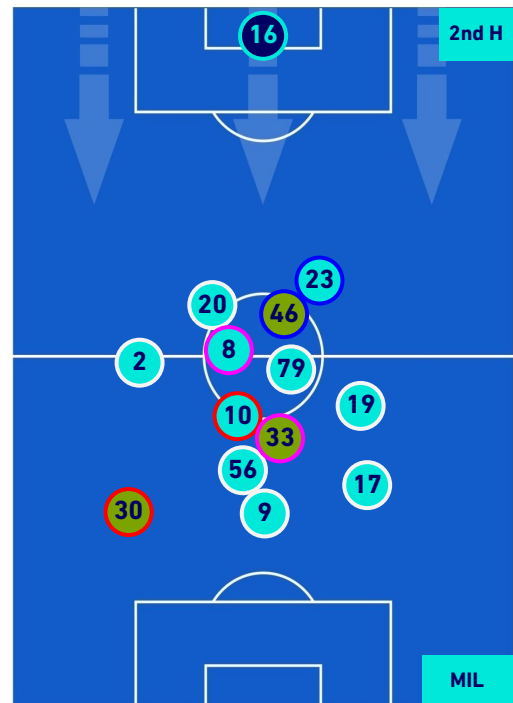
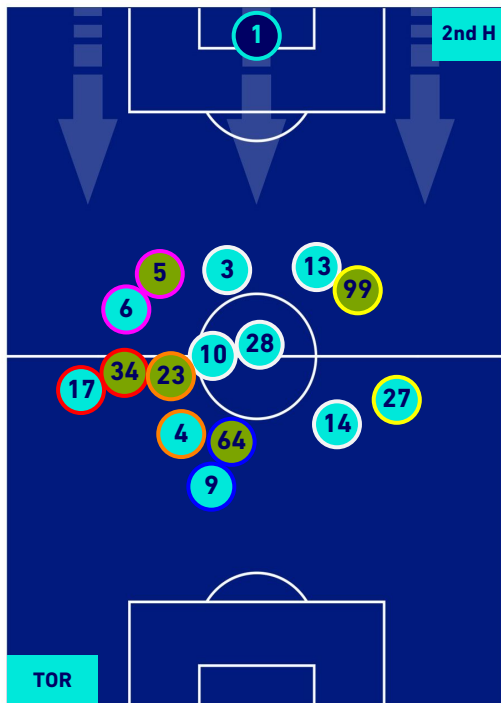
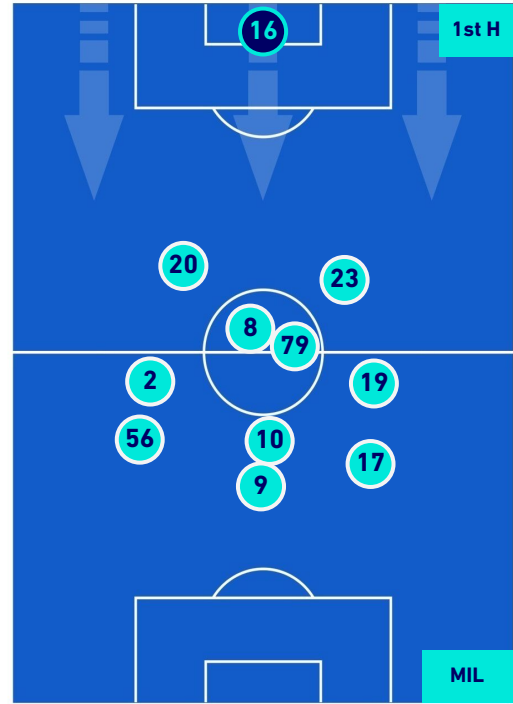
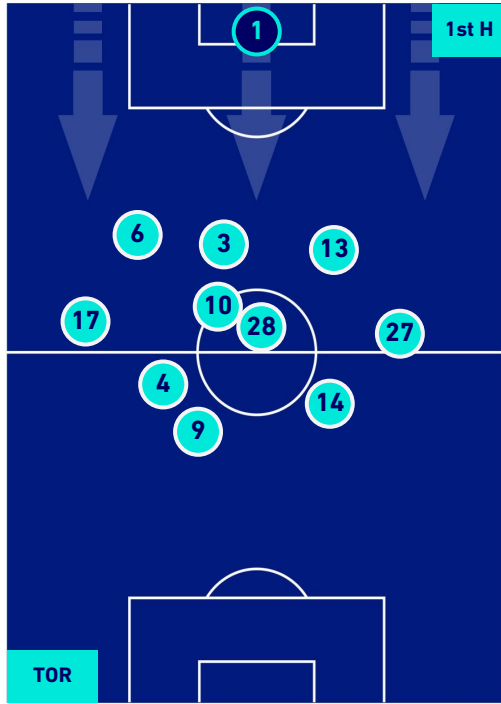
**TORINO**

**0-0**

**MILAN**



## PLAYERS AVERAGE POSITION [BALL POSSESSION]



Legend:

- 1st Substitution ● Player in
- 2nd Substitution ● Player in
- 3rd Substitution ● Player in
- 4th Substitution ● Player in
- 5th Substitution ● Player in

- Player out
- Player out
- Player out
- Player out
- Player out

- Player in / out
- Player in / out
- Player in / out
- Player in / out
- Player in / out

- 
- 
- 
- 
-

Torino 10/04/2022 OLIMPICO GRANDE TORINO STADIUM - 20:45



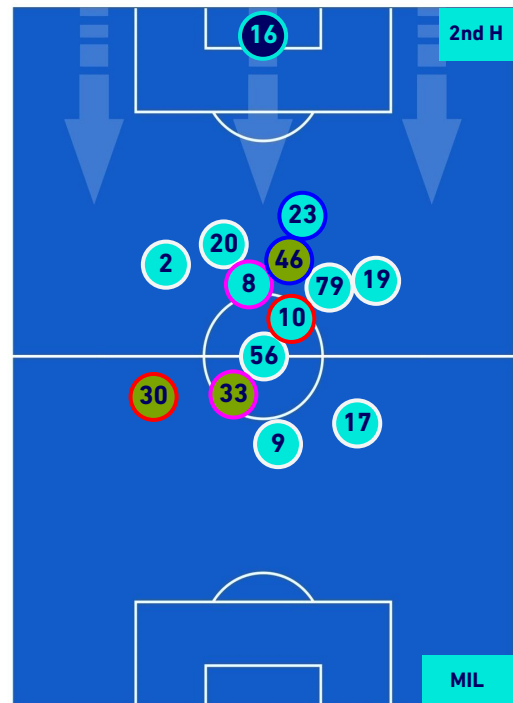
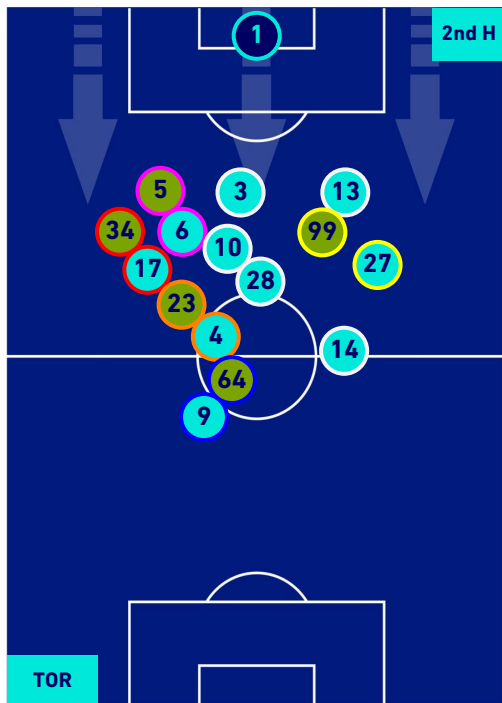
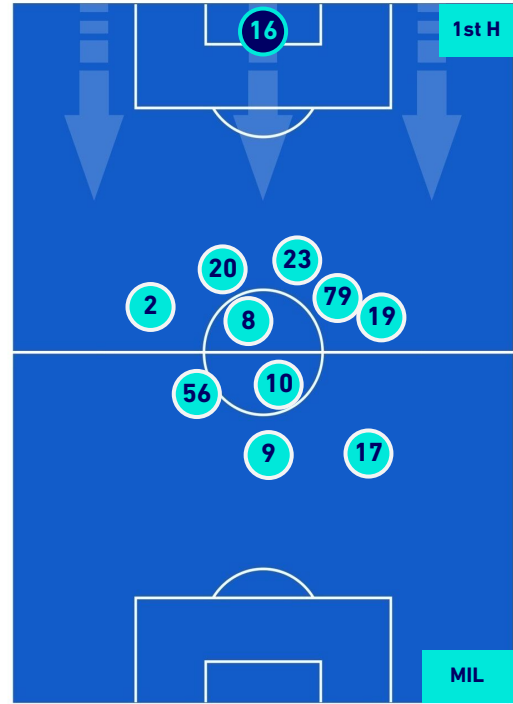
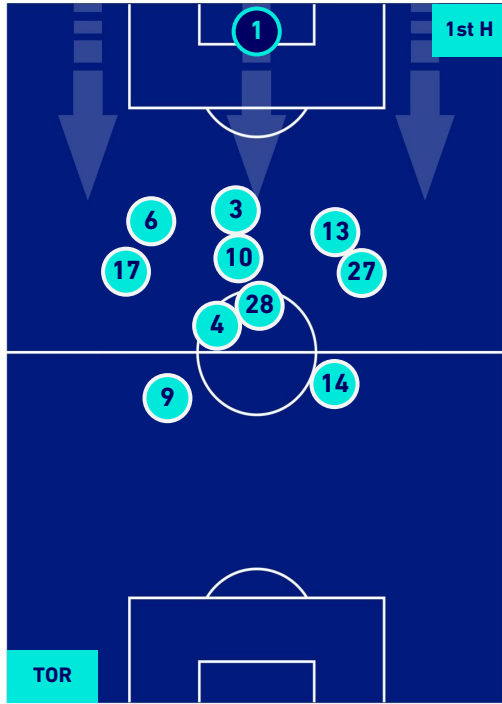
**TORINO**

**0-0**

**MILAN**



## PLAYERS AVERAGE POSITION [NO BALL POSSESSION]



Legend:

- 1st Substitution Player in
- 2nd Substitution Player in
- 3rd Substitution Player in
- 4th Substitution Player in
- 5th Substitution Player in

- Player out
- Player out
- Player out
- Player out
- Player out

- Player in / out
- Player in / out
- Player in / out
- Player in / out
- Player in / out

- 
- 
- 
- 
-



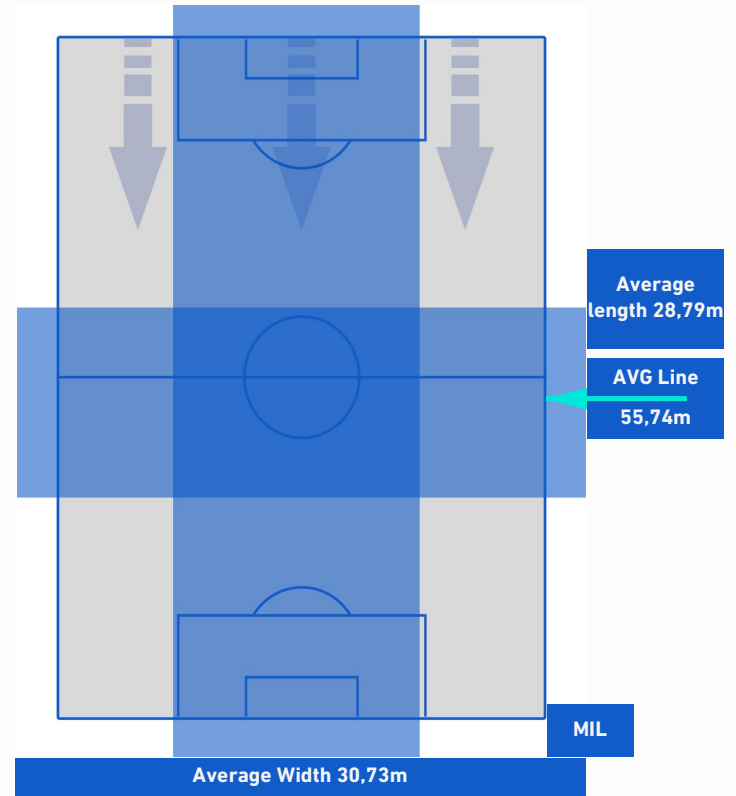
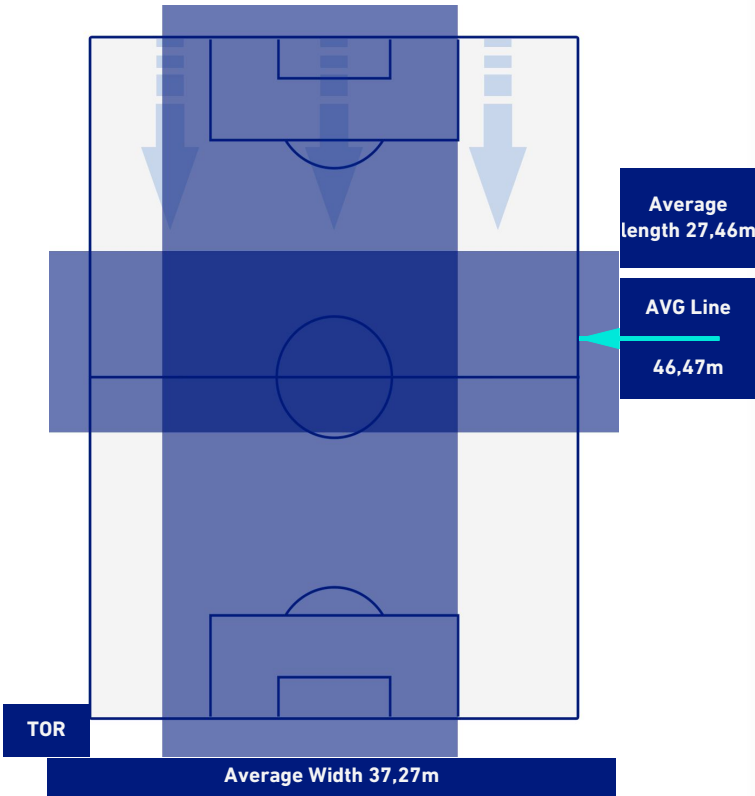
**TORINO**

**0 - 0**

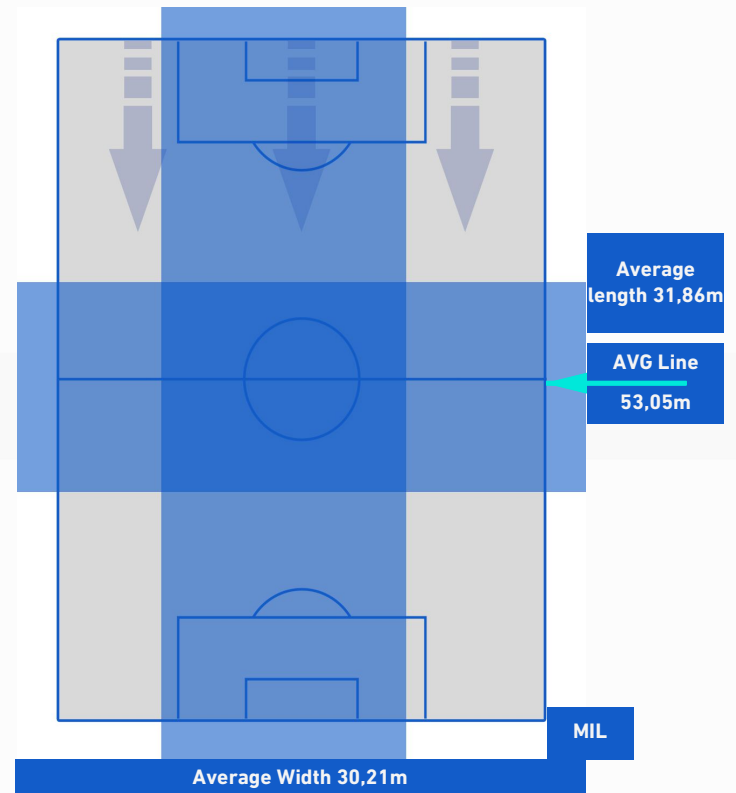
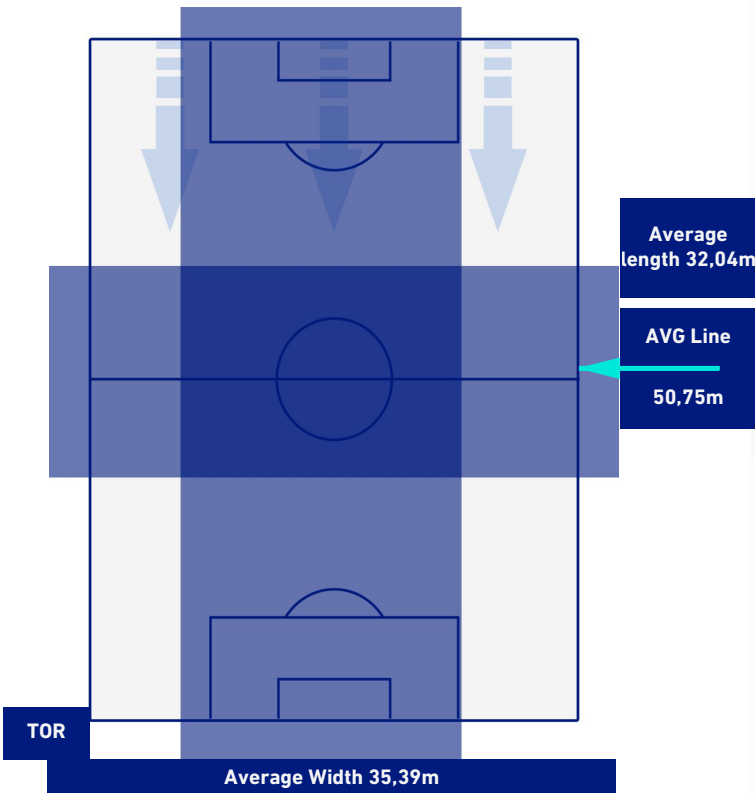
**MILAN**



## TEAM'S DEFENSE POSITION 1st H



## TEAM'S DEFENSE POSITION 2nd H





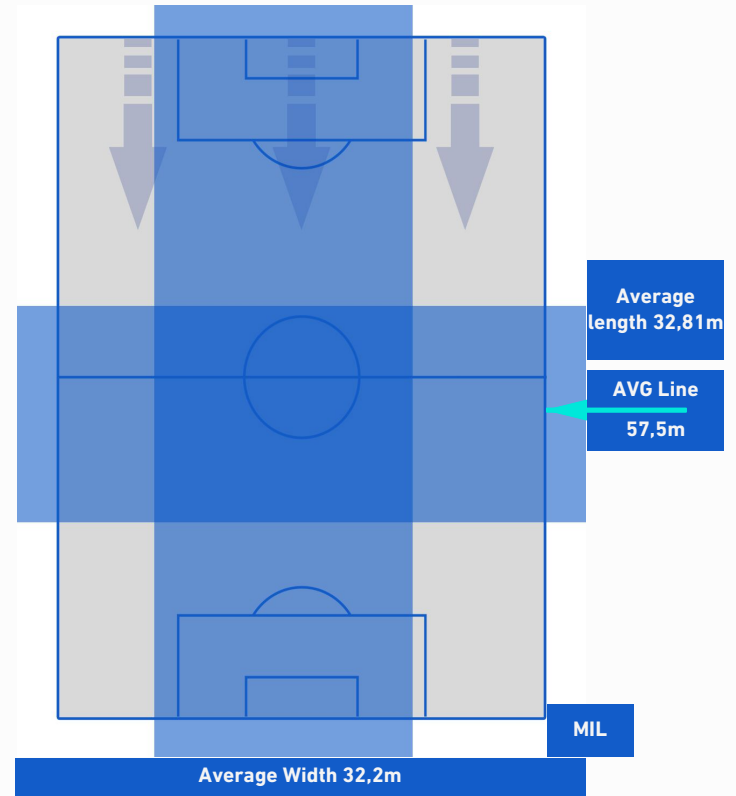
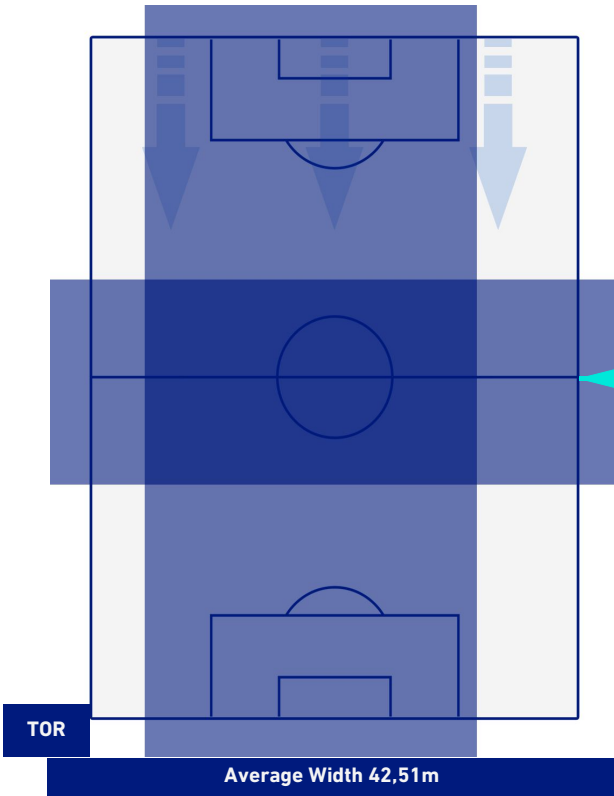
**TORINO**

**0-0**

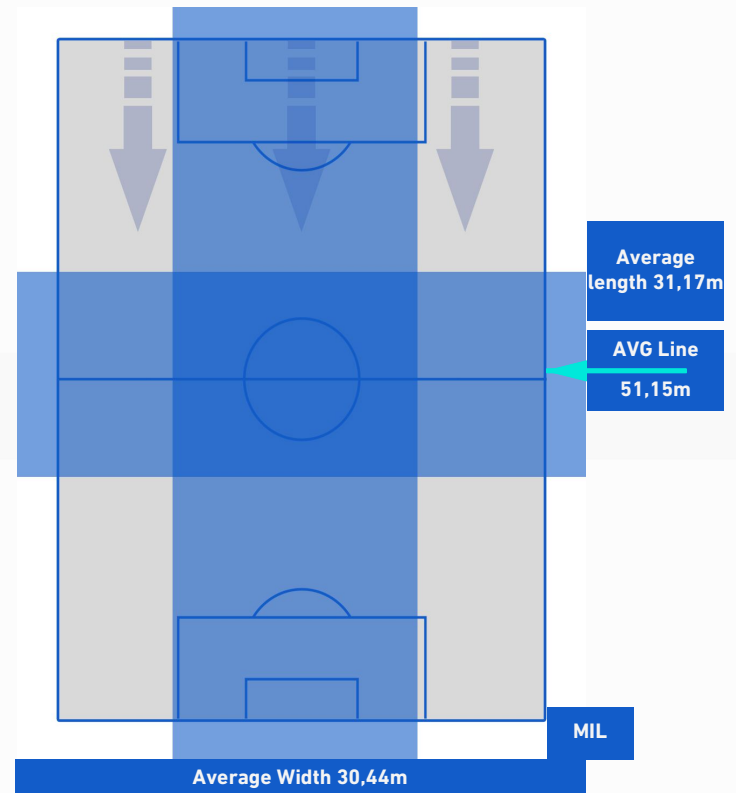
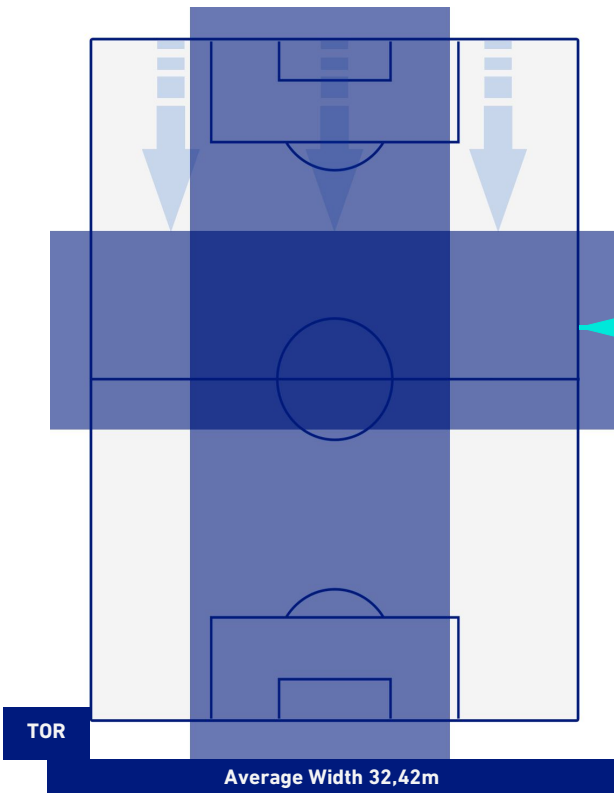
**MILAN**



## TEAM'S DEFENSE POSITION [BALL POSSESSION]



## TEAM'S DEFENSE POSITION [NO BALL POSSESSION]



Torino 10/04/2022 OLIMPICO GRANDE TORINO STADIUM - 20:45



**TORINO**

**0-0**

**MILAN**



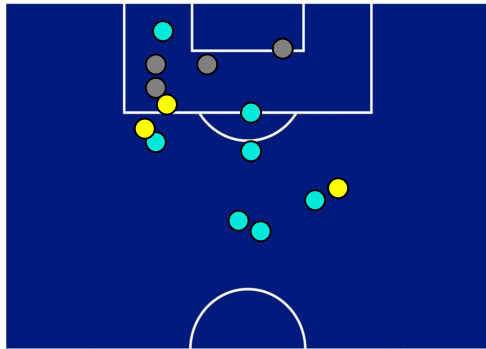
## ATTACKING PLAYS MAP



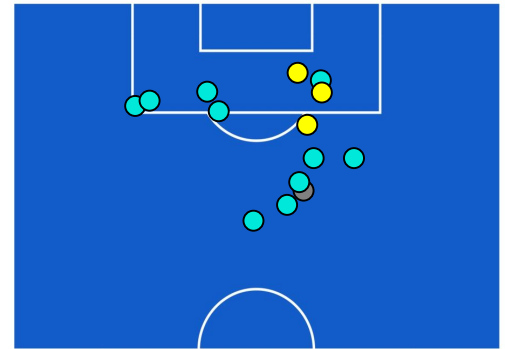
30	Attacking Plays	42
14	Total Attempts	14
13	Scoring Chances	10



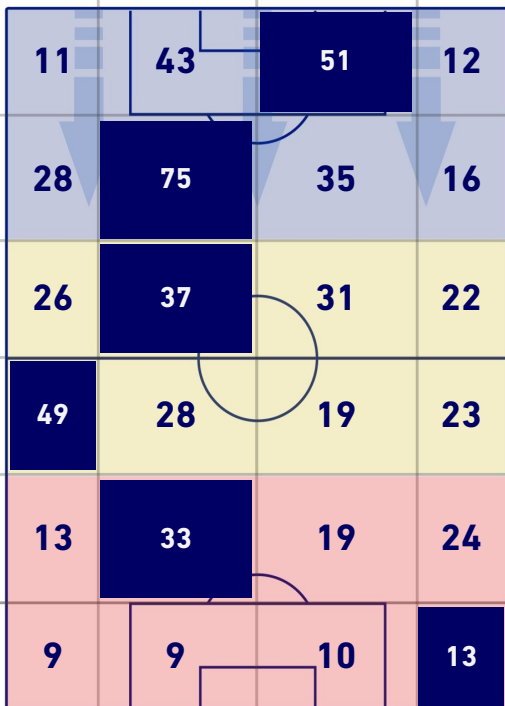
## ATTEMPTS MAP



0	Goals	0
3	On target	3
4	Off target	1
7	Blocked	10

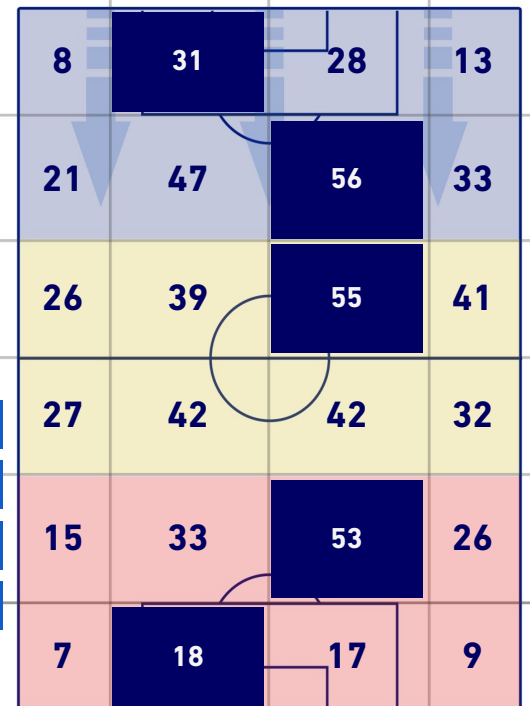


## TOUCH MAP



636	Total Balls Played	719
271	DEFENSIVE	237
235	MIDFIELD	304
130	ATTACK ZONE	178

19	Touch in Attacks zone		35
A. BELOTTI	8	9	O. GIROUD
M. VOJVODA	3	5	F. KESSIE
BREMER	2	5	R. LEAO



Torino 10/04/2022 OLIMPICO GRANDE TORINO STADIUM - 20:45



**TORINO**

0-0

**MILAN**



## KEY PLAYERS



**ANDREA BELOTTI**

9

Position	Forward
Games in Serie A	264
Goals in Serie A	103
Date of birth	20/12/1993
Nationality	ITA

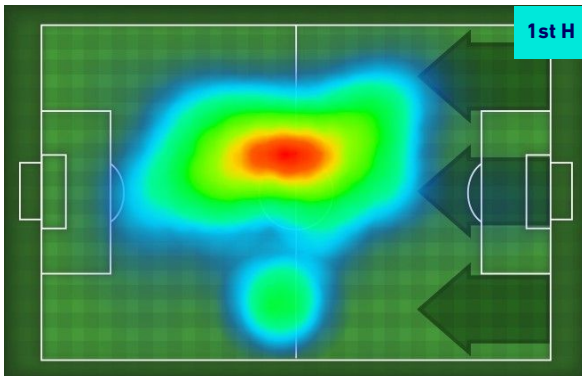
Jog 39% - Run 49% - Sprint 12% **Km 8.454**

3.267	4.163	1.023
-------	-------	-------

### Mvp Stats

Minutes Played	76'
Scoring Chances	1
Attempts	5
Balls Played	47
Passes Completed	17
Passes Completed/Attempted (%)	65%
Key Passes	1
Gained Possessions	3
Fouls Suffered	1

### HeatMap



**SANDRO TONALI**

8

Position	Midfielder
Games in Serie A	89
Goals in Serie A	3
Date of birth	08/05/2000
Nationality	ITA

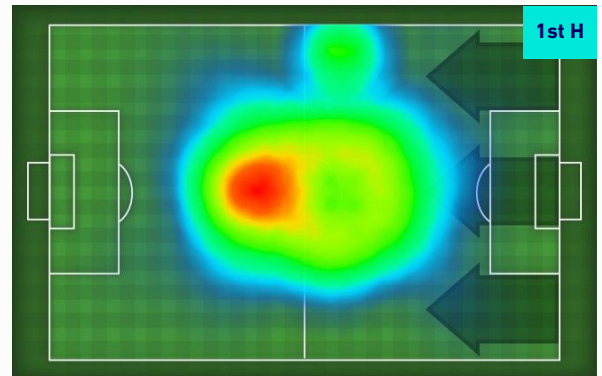
Jog 26% - Run 64% - Sprint 10% **Km 11.006**

2.842	7.073	1.089
-------	-------	-------

### Mvp Stats

Minutes Played	82'
Attempts	2
Attempts on target (goals)	1(0)
Balls Played	65
Passes Completed	45
Passes Completed/Attempted (%)	88%
Gained Possessions	6
Fouls Suffered	2

### HeatMap





Torino 10/04/2022 OLIMPICO GRANDE TORINO STADIUM - 20:45



**TORINO**

**0-0**

**MILAN**



The statistics above are to be considered definitive after 24 hours by the end of the game.

The disciplinary sanctions are not official, as they come by the real-time detection during the game and will become official at the time of the homologation by the competent bodies.

In case of dubious attribution goal, the Lega Serie A will officialize the scorer the day after each round of the League.

The ball possession data is scouted live through the television, with an estimate error of 5%.