



Matchday 28
SERIE A TIM 2021-2022

MATCH REPORT



NAPOLI



MILAN

Napoli 06/03/2022
Diego Armando MARADONA STADIUM 20:45

Napoli 06/03/2022 Diego Armando MARADONA STADIUM - 20:45



NAPOLI

0-1

MILAN



Line-ups

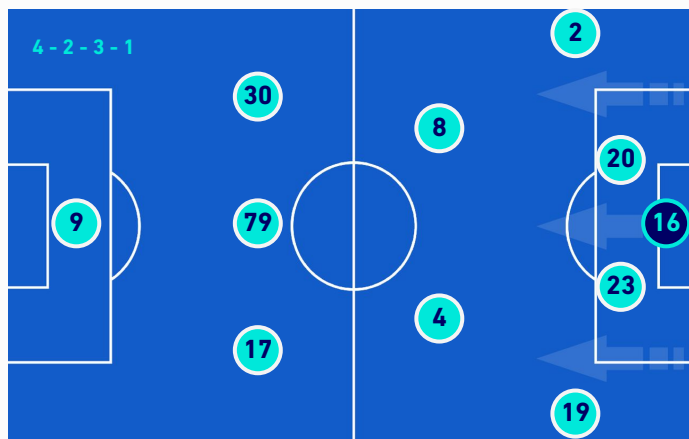
| NAPOLI | |
|--------|---------------------|
| 25 | DAVID OSPINA GK |
| 22 | GIOVANNI DI LORENZO |
| 13 | AMIR RRAHMANI |
| 26 | KALIDOU KOULIBALY |
| 6 | MARIO RUI |
| 8 | FABIAN RUIZ |
| 68 | STANISLAV LOBOTKA |
| 21 | MATTEO POLITANO |
| 20 | PIOTR ZIELINSKI |
| 24 | LORENZO INSIGNE |
| 9 | VICTOR OSIMHEN |



| Bench | |
|-------|-------------------|
| 1 | ALEX MERET |
| 12 | DAVIDE MARFELLA |
| 4 | DIEGO DEMME |
| 5 | JUAN JESUS |
| 7 | ELJIF ELMAS |
| 11 | HIRVING LOZANO |
| 14 | DRIES MERTENS |
| 31 | FAOUZI GHOULAM |
| 33 | ADAM OUNAS |
| 37 | ANDREA PETAGNA |
| 59 | ALESSANDRO ZANOLI |
| 99 | ANDRE' ANGISSA |

Coach **LUCIANO SPALLETTI**

| MILAN | |
|-------|--------------------|
| | GK MIKE MAIGNAN 16 |
| | DAVIDE CALABRIA 2 |
| | PIERRE KALULU 20 |
| | FIKAYO TOMORI 23 |
| | THEO HERNANDEZ 19 |
| | SANDRO TONALI 8 |
| | ISMAEL BENNACER 4 |
| | JUNIOR MESSIAS 30 |
| | FRANK KESSIE 79 |
| | RAFAEL LEAO 17 |
| | OLIVIER GIROUD 9 |



| Bench | |
|-------|------------------------|
| | CIPRIAN TATARUSANU 1 |
| | ANTONIO MIRANTE 83 |
| | FODE' BALLO-TOURE' 5 |
| | SAMUEL CASTILLEJO 7 |
| | BRAHIM DIAZ 10 |
| | ZLATAN IBRAHIMOVIC 11 |
| | ANTE REBIC 12 |
| | ALESSANDRO FLORENZI 25 |
| | DANIEL MALDINI 27 |
| | RADE KRUNIC 33 |
| | MATTEO GABBIA 46 |
| | ALEXIS SAELEMAEKERS 56 |

Coach **STEFANO PIOLI**

Referee **DANIELE ORSATO**
Assistant referee 1 **FABIANO PRETI**
Assistant referee 2 **ALESSANDRO GIALLATINI**

Fourth Official **GIACOMO CAMPLONE**
V.A.R.: **PAOLO VALERI**
A.V.A.R.: **MAURO VIVENZI**

Napoli 06/03/2022 Diego Armando MARADONA STADIUM - 20:45



NAPOLI

0-1

MILAN



Match Events

NAP



MIL

NAPOLI

0

| | | | |
|--|----------------------------|--------|--|
| | K. KOULIBALY | 24' | |
| | A. RRAHMANI | 37' | |
| | E. ELMAS L. INSIGNE | 67' | |
| | A. OUNAS M. POLITANO | 67' | |
| | D. MERTENS FABIAN RUIZ | 76' | |
| | V. OSIMHEN | 77' | |
| | H. LOZANO S. LOBOTKA | 82' | |
| | A. ANGUISSA P. ZIELINSKI | 82' | |
| | A. OUNAS | 90'+2' | |

MILAN

1

| | | |
|--|--------|------------------------------|
| | 39' | O. GIROUD |
| | 49' | O. GIROUD |
| | 68' | A. REBIC O. GIROUD |
| | 68' | R. KRUNIC S. TONALI |
| | 77' | T. HERNANDEZ |
| | 80' | A. SAELEMAEKERS J. MESSIAS |
| | 80' | A. FLORENZI D. CALABRIA |
| | 83' | M. MAIGNAN |
| | 89' | Z. IBRAHIMOVIC R. LEAO |
| | 90'+3' | A. FLORENZI |

Yellow Card Coach STEFANO PIOLI

Legend

- Goal
- Penalty
- Yellow Card
- Red Card
- Owngoal
- Missed Penalty
- Assist
- Substitution
- Second Yellow Card

Napoli 06/03/2022 Diego Armando MARADONA STADIUM - 20:45



NAPOLI

0-1

MILAN



Game time



Played Time
50%



1st Half - 2nd Half
24'29 - 25'16

BALL POSSESSION

Played Time 49'45



Total 29'50



Total 19'55



QUARTERS BALL POSSESSION

| 1st H | 0'-15' | 2nd H | 0'-15' |
|-------|---------|-------|---------|
| 5'30 | 3'07 | 3'44 | 5'50 |
| | 16'-30' | | 16'-30' |
| 4'12 | 1'36 | 6'59 | 1'35 |
| | 31'-49' | | 31'-49' |
| 4'42 | 5'22 | 4'43 | 2'25 |

TEAM STATS

| | NAP | MIL |
|---------------------------------------|------|------|
| Attempts | 9 | 12 |
| Attempts on target (goals) | 2(0) | 7(1) |
| Attempts on target by Set piece plays | | 2 |
| Attempts on target from penalty box | 1 | 4 |
| Attempts off target | 6 | 2 |
| Blocked Shots | 1 | 3 |
| Scoring Chances | 6 | 8 |
| Key Passes | 6 | 8 |
| Assists | | 0 |
| Fouls Committed | 7 | 15 |
| Corners | 6 | 7 |
| Offsides | 1 | |
| Cross Successful/Attempted | 3/9 | 2/4 |
| Dribbling | 7 | 9 |
| Passes Completed | 472 | 272 |
| Passes Completed/Attempted (%) | 86% | 77% |
| Passes Final Third | 102 | 62 |
| Balls played forward | 239 | 123 |
| Long Passes | 23 | 22 |
| Saves | 6 | 2 |
| Recoveries | 52 | 48 |



NAPOLI

0-1

MILAN



PLAYER STATS

| NAPOLI | | | | | | | | | | MILAN | | | | | | | | | |
|------------------|-----|----|----|---|-----|----|-----|-----|----|--------------------|-----|----|----|---|-----|----|-----|-----|----|
| | M | GC | OG | S | STP | SF | FYC | SYC | RC | | M | GC | OG | S | STP | SF | FYC | SYC | RC |
| 25 D. OSPINA | 99' | 1 | | 6 | 1 | | | | | 16 M. MAIGNAN | 99' | | | 2 | | | 1 | | |
| 22 G. DI LORENZO | 99' | | | | | | 2 | | 60 | 2 D. CALABRIA | 84' | | | 1 | | | | | 38 |
| 13 A. RRAHMANI | 99' | | | 1 | | | | 1 | 87 | 20 P. KALULU | 99' | | | | | | | | 35 |
| 26 K. KOULIBALY | 99' | | | | | | | | 71 | 23 F. TOMORI | 99' | | | 1 | 1 | | | | 59 |
| 6 MARIO RUI | 99' | | | | | | | 3 | 89 | 19 T. HERNANDEZ | 99' | | | 1 | 1 | | 3 | 2 | 72 |
| 8 FABIAN RUIZ | 80' | | | | | | | | 64 | 8 S. TONALI | 72' | | | 1 | | | | | 34 |
| 68 S. LOBOTKA | 86' | | | | | | | 3 | 65 | 4 I. BENNACER | 99' | | | 1 | 1 | | | 1 | 56 |
| 21 M. POLITANO | 71' | | | 1 | | | | | 30 | 30 J. MESSIAS | 84' | | | | | 1 | | | 36 |
| 20 P. ZIELINSKI | 86' | | | | | | | 1 | 47 | 79 F. KESSIE | 99' | | | 2 | | 1 | | | 41 |
| 24 L. INSIGNE | 71' | | | | | | 1 | | 55 | 17 R. LEAO | 93' | | | 2 | 2 | 1 | 2 | | 40 |
| 9 V. OSIMHEN | 99' | | | 3 | 2 | 1 | 2 | | 32 | 9 O. GIROUD | 72' | 1 | | 2 | 1 | | | | 24 |
| 7 E. ELMAS | 28' | | | 1 | | 1 | 1 | | 22 | 11 Z. IBRAHIMOVIC | 6' | | | | | | | | 5 |
| 11 H. LOZANO | 13' | | | 2 | | | | 1 | 7 | 12 A. REBIC | 27' | | | | | 1 | 2 | | 13 |
| 14 D. MERTENS | 19' | | | | | | | | 15 | 25 A. FLORENZI | 15' | | | | | | | | 4 |
| 33 A. OUNAS | 28' | | | 1 | | | 1 | | 27 | 33 R. KRUNIC | 27' | | | | | 1 | | | 13 |
| 99 A. ANGUISSA | 13' | | | | | | | | 17 | 56 A. SAELEMAEKERS | 15' | | | 1 | 1 | | | | 10 |

Legenda

| | |
|------|--------------------------------|
| FYC | First Yellow Card |
| OG | Owngoal |
| BP | Balls Played |
| SYC | Second Yellow Card |
| RC | Red Card |
| G | Goals |
| GC | Goal Conceded |
| M | Minutes Played |
| AS | Assists |
| FS | Fouls Suffered |
| A | Attempts |
| AT | Attempts on target |
| SC | Scoring Chances |
| PT | Posts |
| S | Saves |
| STP | Saves on set piece plays |
| SF | Saves on free kick |
| P(%) | Passes Completed/Attempted (%) |
| KP | Key Passes |
| PA | Balls played forward |
| P | Passes Completed |
| R | Recoveries |

PLAYERS RANKING

| Attempts | | | Attempts on target (goals) | | | Passes Final Third | | | Scoring Chances | | |
|----------|------------|-------|----------------------------|--------------|-------|--------------------|-------------|--------|-----------------|---------------|-------|
| 1 | V. OSIMHEN | NAP 3 | 1 | R. LEAO | MIL 2 | 1 | FABIAN RUIZ | NAP 13 | 1 | T. HERNANDEZ | MIL 3 |
| 2 | O. GIROUD | MIL 2 | 2 | V. OSIMHEN | NAP 2 | 2 | I. BENNACER | MIL 12 | 2 | G. DI LORENZO | NAP 2 |
| 3 | F. KESSIE | MIL 2 | 3 | I. BENNACER | MIL 1 | 3 | A. OUNAS | NAP 11 | 3 | E. ELMAS | NAP 1 |
| 4 | R. LEAO | MIL 2 | 4 | O. GIROUD | MIL 1 | 4 | L. INSIGNE | NAP 9 | 4 | L. INSIGNE | NAP 1 |
| 5 | H. LOZANO | NAP 2 | 5 | T. HERNANDEZ | MIL 1 | 5 | F. KESSIE | MIL 8 | 5 | F. KESSIE | MIL 1 |

| Balls Played | | | Passes Completed | | | Key Passes | | | Dribbling | | |
|--------------|--------------|--------|------------------|--------------|--------|------------|---------------|-------|-----------|---------------|-------|
| 1 | MARIO RUI | NAP 89 | 1 | A. RRAHMANI | NAP 74 | 1 | T. HERNANDEZ | MIL 3 | 1 | R. LEAO | MIL 3 |
| 2 | A. RRAHMANI | NAP 87 | 2 | S. LOBOTKA | NAP 54 | 2 | G. DI LORENZO | NAP 2 | 2 | I. BENNACER | MIL 2 |
| 3 | T. HERNANDEZ | MIL 72 | 3 | MARIO RUI | NAP 54 | 3 | E. ELMAS | NAP 1 | 3 | G. DI LORENZO | NAP 2 |
| 4 | K. KOULIBALY | NAP 71 | 4 | FABIAN RUIZ | NAP 48 | 4 | L. INSIGNE | NAP 1 | 4 | T. HERNANDEZ | MIL 2 |
| 5 | S. LOBOTKA | NAP 65 | 5 | K. KOULIBALY | NAP 46 | 5 | F. KESSIE | MIL 1 | 5 | J. MESSIAS | MIL 2 |



NAPOLI

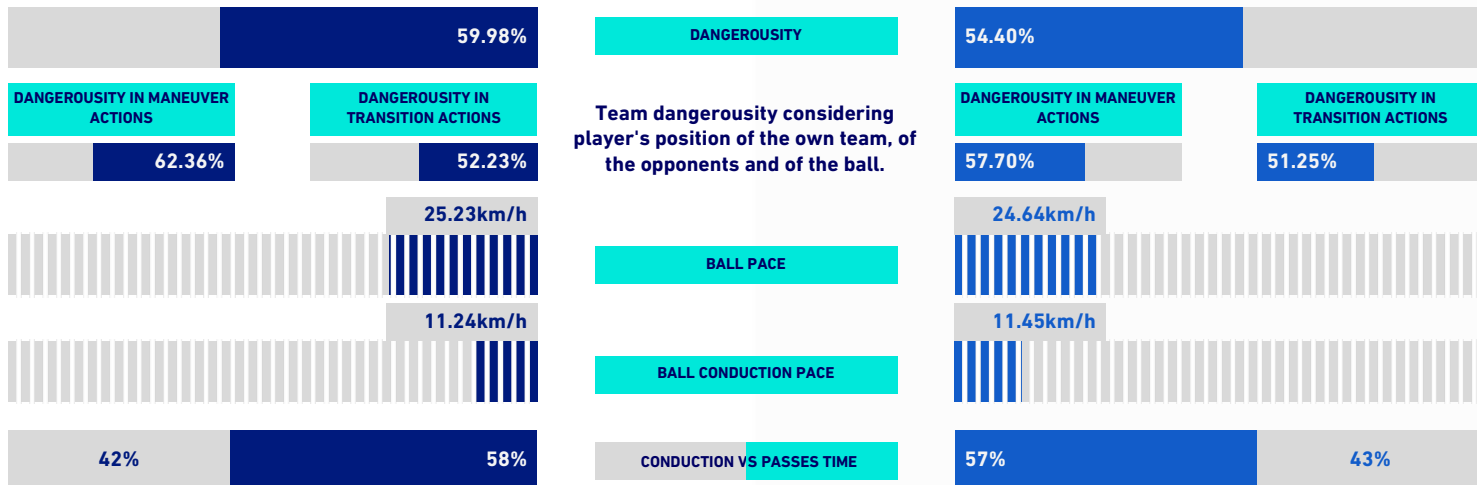
0-1

MILAN



VIRTUAL COACH

TEAM INDICATORS



RECORDMEN

PASS GAIN

Number of players overtaken by a vertical pass (only successful passes are considered).
It shows how much a player tends to overcome the opponent's pressure lines.

| | | | | | | | |
|---|----|---------------|------|---|----|-------------|------|
| 1 | 8 | FABIAN RUIZ | 3.61 | 1 | 16 | M. MAIGNAN | 5.38 |
| 2 | 25 | D. OSPINA | 3.57 | 2 | 2 | D. CALABRIA | 4.00 |
| 3 | 24 | L. INSIGNE | 3.36 | 2 | 9 | O. GIROUD | 4.00 |
| 4 | 22 | G. DI LORENZO | 3.29 | 4 | 20 | P. KALULU | 3.18 |
| 4 | 6 | MARIO RUI | 3.29 | 5 | 8 | S. TONALI | 3.00 |

PASS RISK

Measures the player's propensity to risk the pass (only successful passes are considered).

| | | | | | | | |
|---|----|---------------|--------|---|----|--------------|--------|
| 1 | 13 | A. RRAHMANI | 25.98% | 1 | 16 | M. MAIGNAN | 25.59% |
| 2 | 21 | M. POLITANO | 24.20% | 2 | 8 | S. TONALI | 24.56% |
| 3 | 22 | G. DI LORENZO | 22.91% | 3 | 20 | P. KALULU | 22.69% |
| 4 | 6 | MARIO RUI | 22.55% | 4 | 17 | R. LEO | 22.32% |
| 5 | 25 | D. OSPINA | 21.75% | 5 | 19 | T. HERNANDEZ | 21.21% |

RECEIVED PRESSURE

How much the player with the ball is pressed by the opposite team.
It depends on the speed, running direction and distance from the opponent who is at a shorter distance.

| | | | | | | | |
|---|----|--------------|--------|---|----|-------------|--------|
| 1 | 9 | V. OSIMHEN | 71.64% | 1 | 9 | O. GIROUD | 66.24% |
| 2 | 20 | P. ZIELINSKI | 63.09% | 2 | 79 | F. KESSIE | 56.36% |
| 3 | 8 | FABIAN RUIZ | 55.90% | 3 | 17 | R. LEO | 53.46% |
| 4 | 24 | L. INSIGNE | 53.35% | 4 | 4 | I. BENNACER | 50.62% |
| 5 | 68 | S. LOBOTKA | 49.67% | 5 | 8 | S. TONALI | 49.91% |

PASS AVAILABILITY

Ability of a player to get away from opponents to receive the ball.
It is computed for all the teammates of the player in possession.

| | | | | | | | |
|---|----|---------------|--------|---|----|--------------|--------|
| 1 | 6 | MARIO RUI | 78.83% | 1 | 23 | F. TOMORI | 74.45% |
| 2 | 21 | M. POLITANO | 74.52% | 2 | 19 | T. HERNANDEZ | 74.05% |
| 3 | 22 | G. DI LORENZO | 73.47% | 3 | 2 | D. CALABRIA | 72.39% |
| 4 | 26 | K. KOULIBALY | 72.99% | 4 | 30 | J. MESSIAS | 69.96% |
| 5 | 13 | A. RRAHMANI | 72.67% | 5 | 8 | S. TONALI | 69.87% |



Matchday 28
SERIE A TIM 2021-2022

MATCH REPORT

Napoli 06/03/2022 Diego Armando MARADONA STADIUM - 20:45



NAPOLI

0-1

MILAN



PLAYERS RANKING [ATHLETICS PERFORMANCE]

| Jog - Run - Sprint (km) | | | |
|-------------------------|---------------------|--------------|-------|
| 1 | PIOTR ZIELINSKI | Total 11.12 | |
| | 2.901 | 7.32 | 0.898 |
| 2 | GIOVANNI DI LORENZO | Total 10.926 | |
| | 3.872 | 5.546 | 1.507 |
| 3 | MARIO RUI | Total 10.629 | |
| | 3.527 | 5.768 | 1.333 |
| 4 | AMIR RRAHMANI | Total 10.332 | |
| | 3.657 | 5.967 | 0.708 |
| 5 | FABIAN RUIZ | Total 10.015 | |
| | 3.016 | 6.472 | 0.526 |

| AVG Speed km/h (run) | | | |
|----------------------|--------------|-----|-------|
| 1 | P. ZIELINSKI | NAP | 10.97 |
| 2 | FABIAN RUIZ | NAP | 10.78 |
| 3 | MARIO RUI | NAP | 10.75 |
| 4 | K. KOULIBALY | NAP | 10.72 |
| 5 | E. ELMAS | NAP | 10.65 |

| AVG Speed km/h (sprint) | | | |
|-------------------------|---------------|-----|-------|
| 1 | G. DI LORENZO | NAP | 33.76 |
| 2 | K. KOULIBALY | NAP | 33.46 |
| 3 | V. OSIMHEN | NAP | 33.18 |
| 4 | M. POLITANO | NAP | 31.98 |
| 5 | L. INSIGNE | NAP | 30.34 |

| Jog - Run - Sprint (km) | | | |
|-------------------------|-----------------|--------------|-------|
| 1 | FRANK KESSIE | Total 12.048 | |
| | 3.368 | 7.711 | 0.967 |
| 2 | ISMAEL BENNACER | Total 11.246 | |
| | 3.349 | 6.977 | 0.918 |
| 3 | THEO HERNANDEZ | Total 10.517 | |
| | 3.686 | 5.615 | 1.215 |
| 4 | JUNIOR MESSIAS | Total 10.051 | |
| | 3.119 | 5.781 | 1.151 |
| 5 | DAVIDE CALABRIA | Total 10.031 | |
| | 3.227 | 5.896 | 0.907 |

| AVG Speed km/h (run) | | | |
|----------------------|-----------------|-----|-------|
| 1 | A. SAELEMAEKERS | MIL | 10.92 |
| 2 | A. REBIC | MIL | 10.83 |
| 3 | S. TONALI | MIL | 10.82 |
| 4 | J. MESSIAS | MIL | 10.71 |
| 5 | O. GIROUD | MIL | 10.63 |

| AVG Speed km/h (sprint) | | | |
|-------------------------|--------------|-----|-------|
| 1 | T. HERNANDEZ | MIL | 33.8 |
| 2 | P. KALULU | MIL | 33.49 |
| 3 | F. TOMORI | MIL | 32.86 |
| 4 | S. TONALI | MIL | 32.8 |
| 5 | J. MESSIAS | MIL | 32.69 |

TEAM STATS [ATHLETICS PERFORMANCE]

| | |
|-----------------------|---------|
| Distance Covered (km) | 107.736 |
| AVG Speed (km/h) | 6.56 |

| Jog-Run-Sprint (km 107.736) | | |
|-----------------------------|--------|--------|
| 37.346 | 60.083 | 10.306 |

| | |
|-----------------------|---------|
| Distance Covered (km) | 109.385 |
| AVG Speed (km/h) | 6.69 |

| Jog-Run-Sprint (km 109.385) | | |
|-----------------------------|--------|--------|
| 36.404 | 62.626 | 10.354 |

Fitness data displayed in the report are the ones collected in real time and could be different to the post-processed ones, delivered to the coaching staff

| | | | | | | | |
|----------------------|---------------------------|-------------|-------------|----------------|------------|----------------------------|------------------|
| Jog: | 0-7 km/h | Run: | 7.1-15 km/h | Sprint: | 15.1+ km/h | Jog + Run + Sprint: | Distance covered |
| TOP Sprinter: | Top four players per team | | | | | | |

Napoli 06/03/2022 Diego Armando MARADONA STADIUM - 20:45



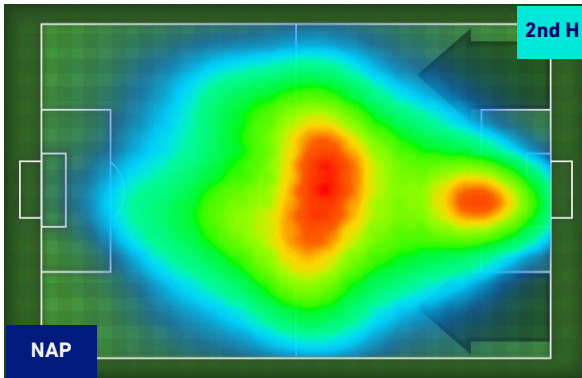
NAPOLI

0-1

MILAN



HEATMAP



Napoli 06/03/2022 Diego Armando MARADONA STADIUM - 20:45



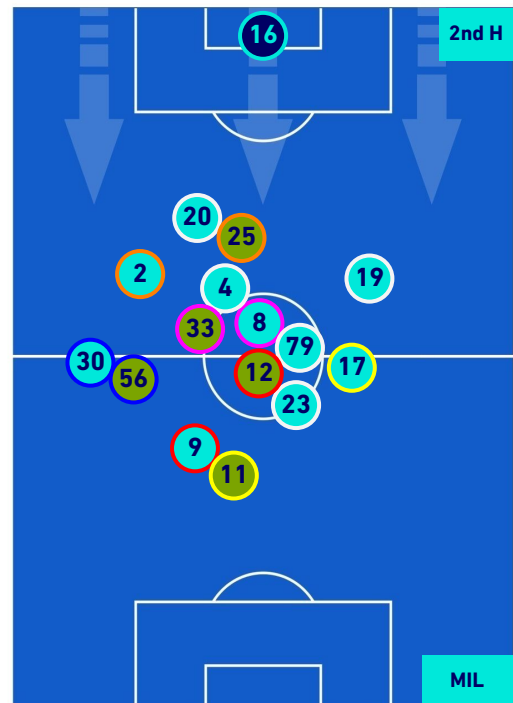
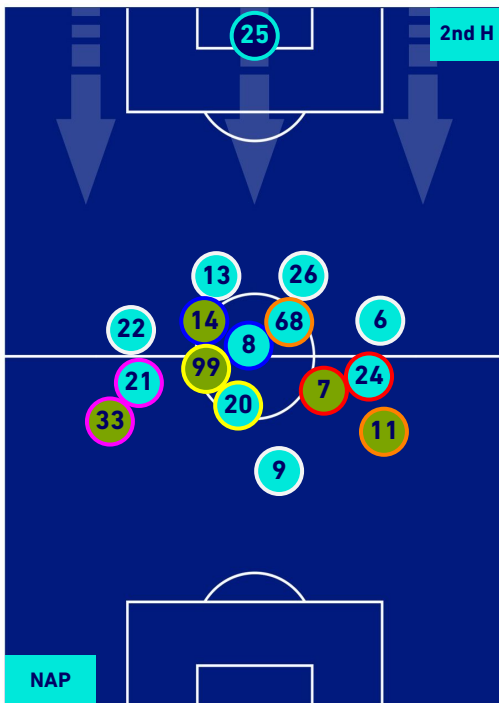
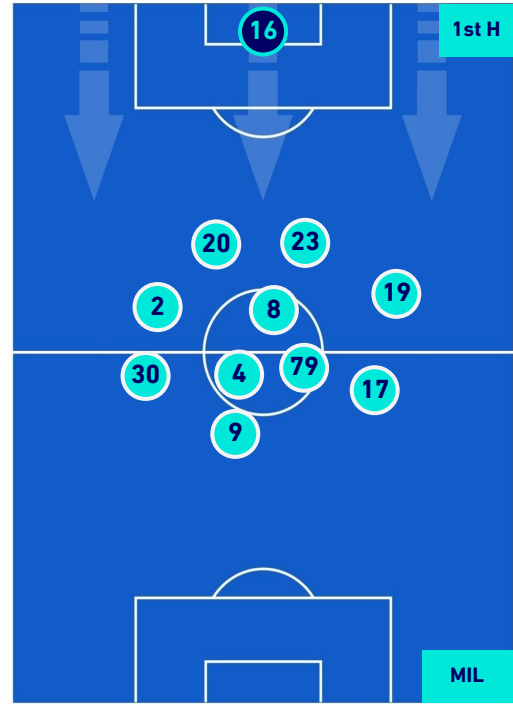
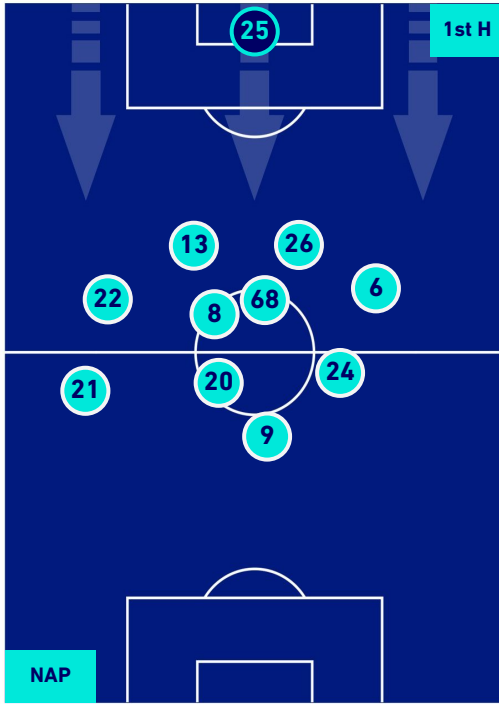
NAPOLI

0-1

MILAN



PLAYERS AVERAGE POSITION



Legend:

- 1st Substitution Player in
- 2nd Substitution Player in
- 3rd Substitution Player in
- 4th Substitution Player in
- 5th Substitution Player in

- Player out
- Player out
- Player out
- Player out
- Player out

- Player in / out
- Player in / out
- Player in / out
- Player in / out
- Player in / out

-
-
-
-
-

Napoli 06/03/2022 Diego Armando MARADONA STADIUM - 20:45



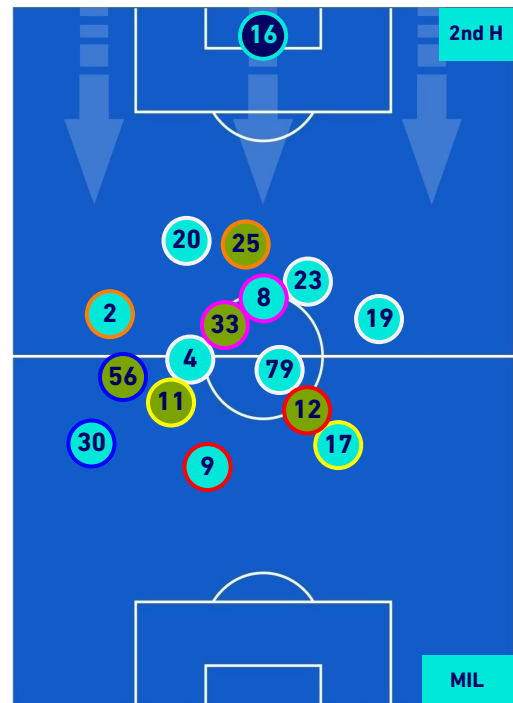
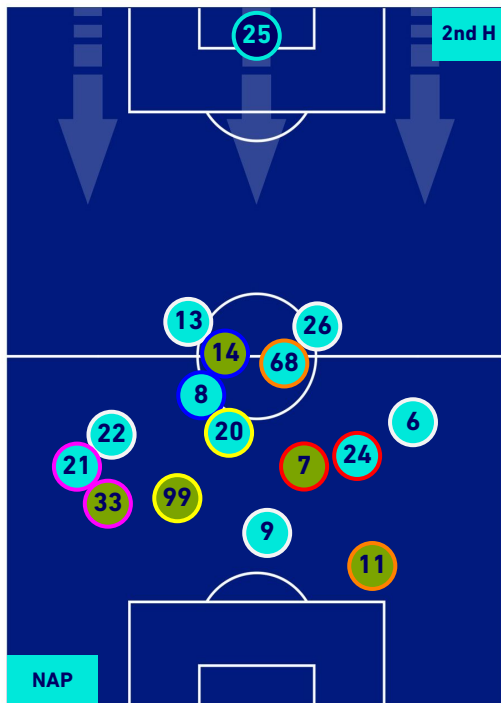
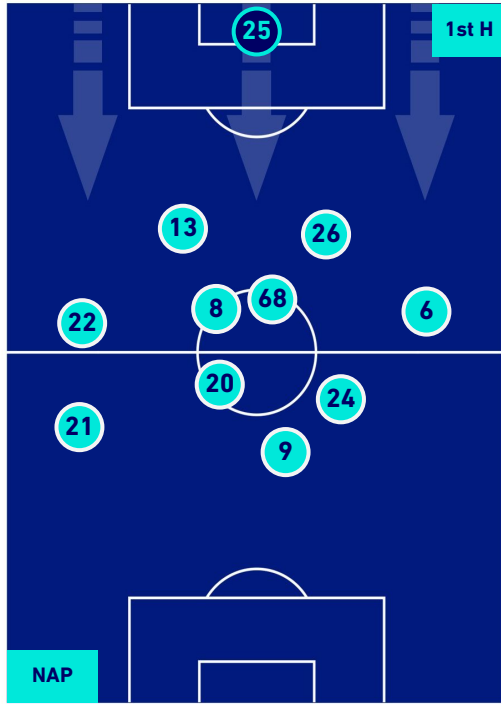
NAPOLI

0-1

MILAN



PLAYERS AVERAGE POSITION [BALL POSSESSION]



Legend:

- 1st Substitution Player in
- 2nd Substitution Player in
- 3rd Substitution Player in
- 4th Substitution Player in
- 5th Substitution Player in

- Player out
- Player out
- Player out
- Player out
- Player out

- Player in / out
- Player in / out
- Player in / out
- Player in / out
- Player in / out

-
-
-
-
-

Napoli 06/03/2022 Diego Armando MARADONA STADIUM - 20:45



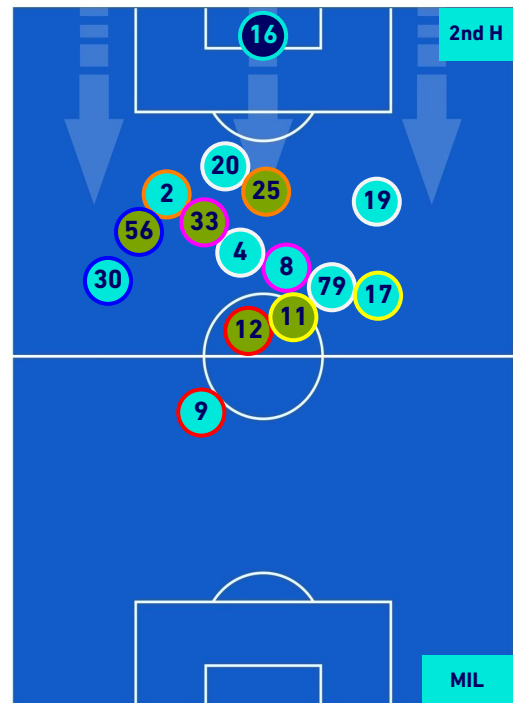
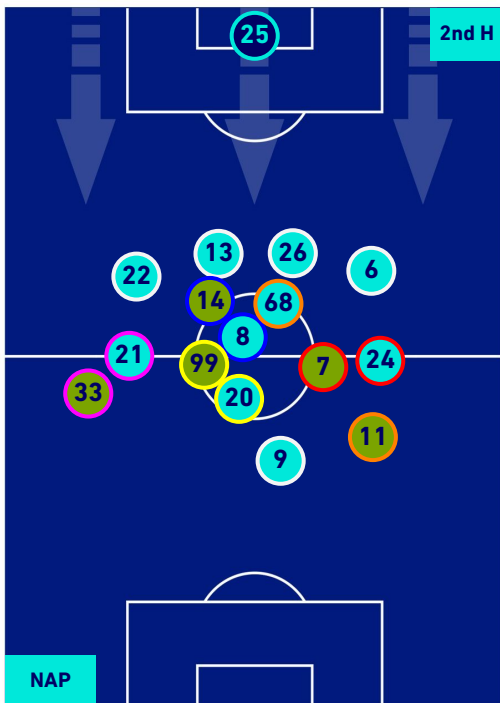
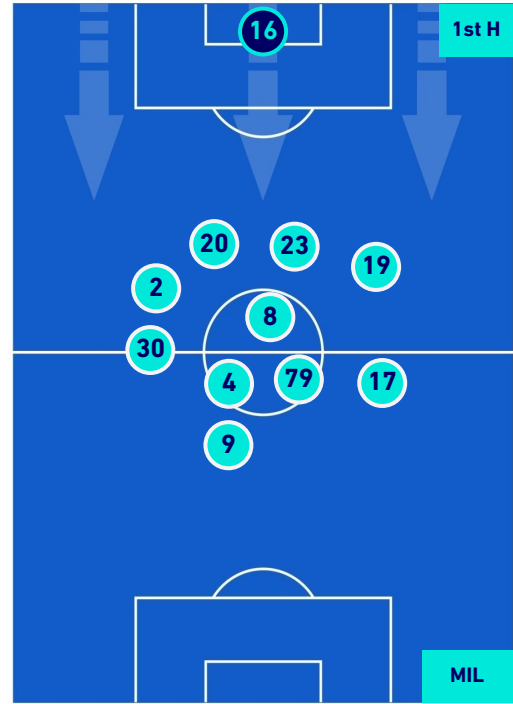
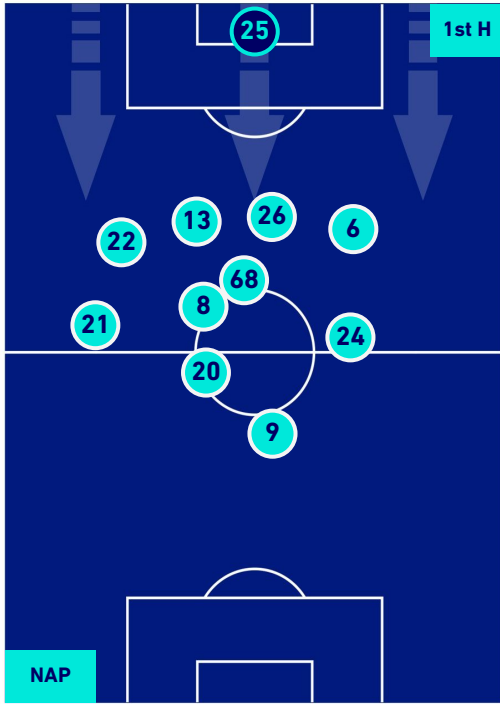
NAPOLI

0-1

MILAN



PLAYERS AVERAGE POSITION [NO BALL POSSESSION]



Legend:

- 1st Substitution ● Player in
- 2nd Substitution ● Player in
- 3rd Substitution ● Player in
- 4th Substitution ● Player in
- 5th Substitution ● Player in

- Player out
- Player out
- Player out
- Player out
- Player out

- Player in / out
- Player in / out
- Player in / out
- Player in / out
- Player in / out

-
-
-
-
-



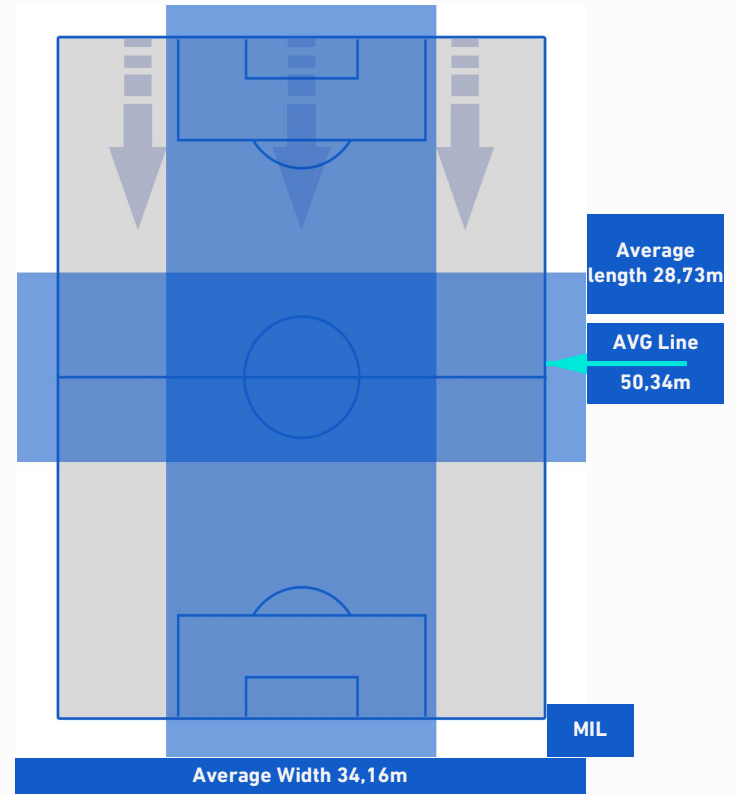
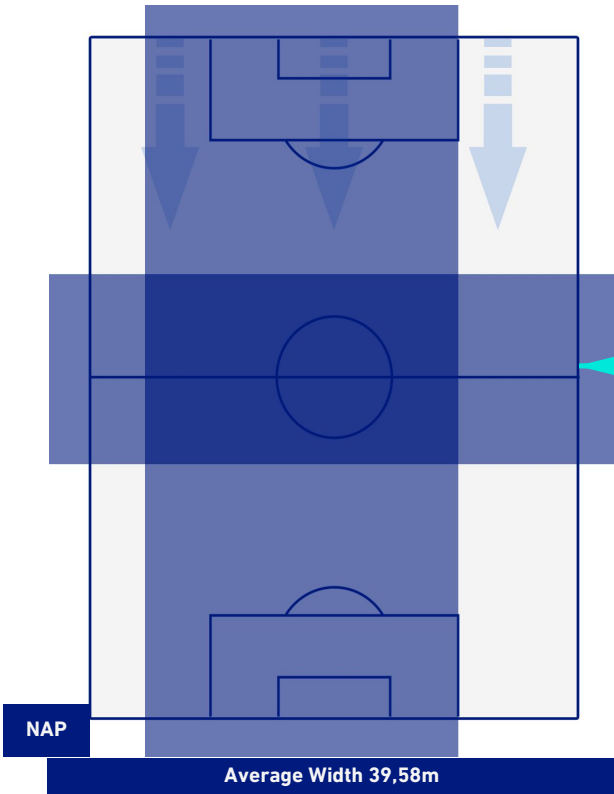
NAPOLI

0-1

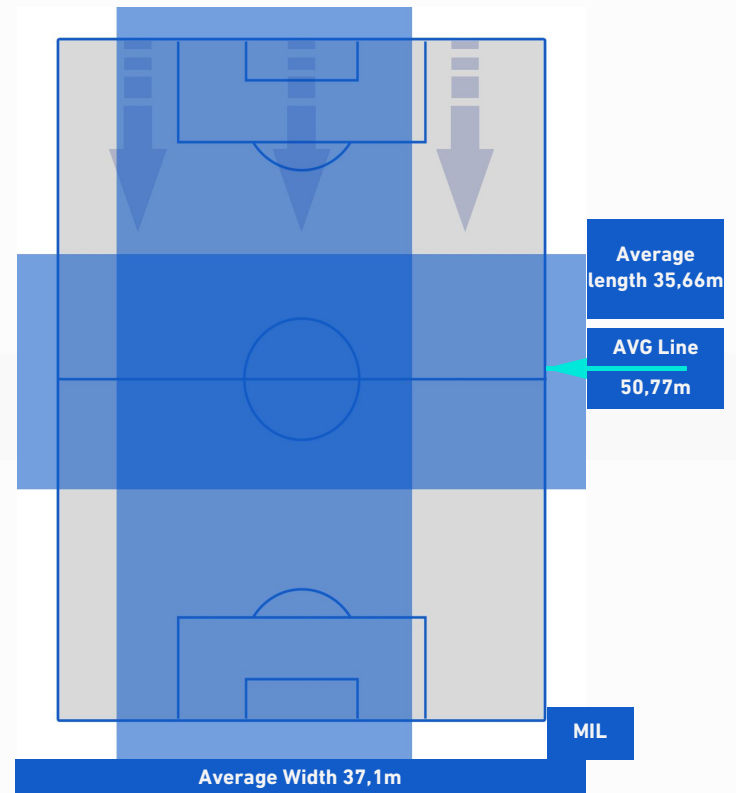
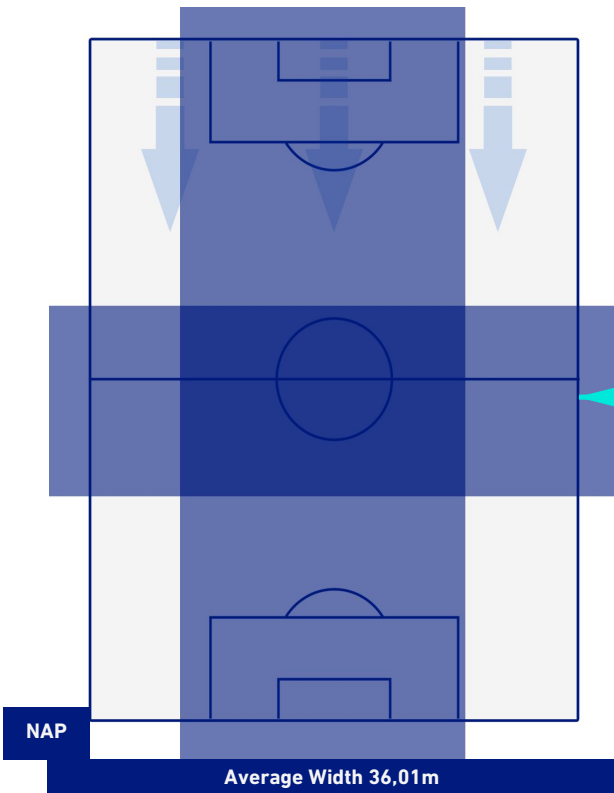
MILAN



TEAM'S DEFENSE POSITION 1st H



TEAM'S DEFENSE POSITION 2nd H





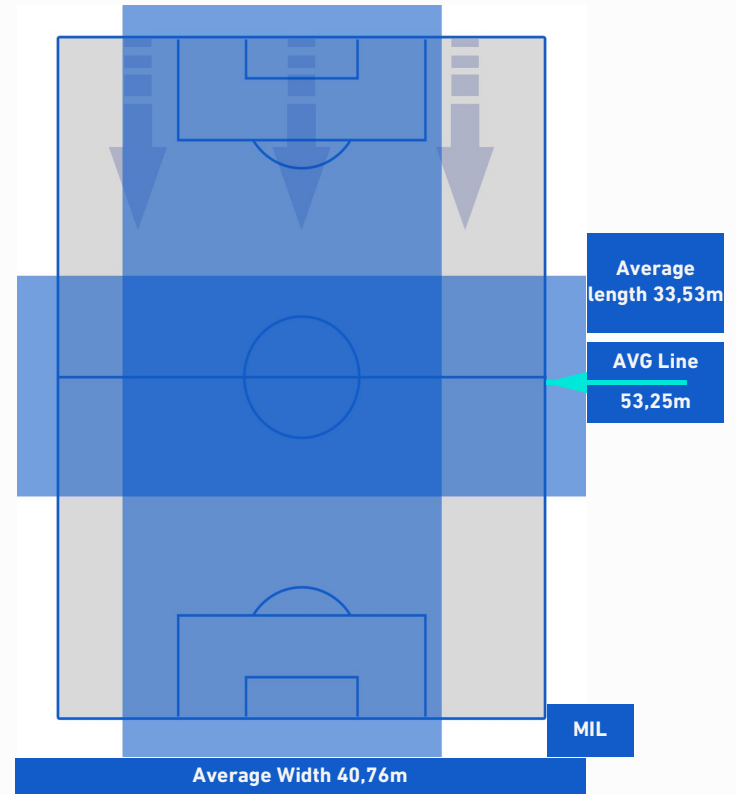
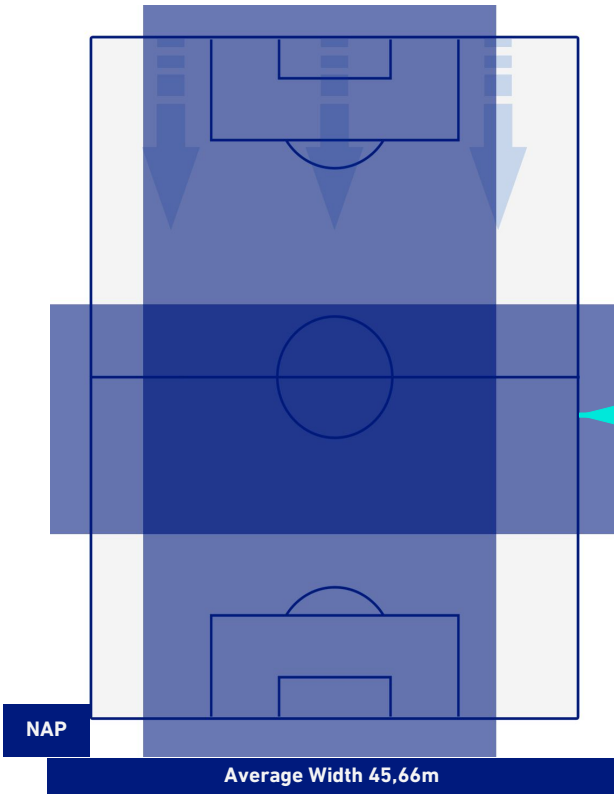
NAPOLI

0-1

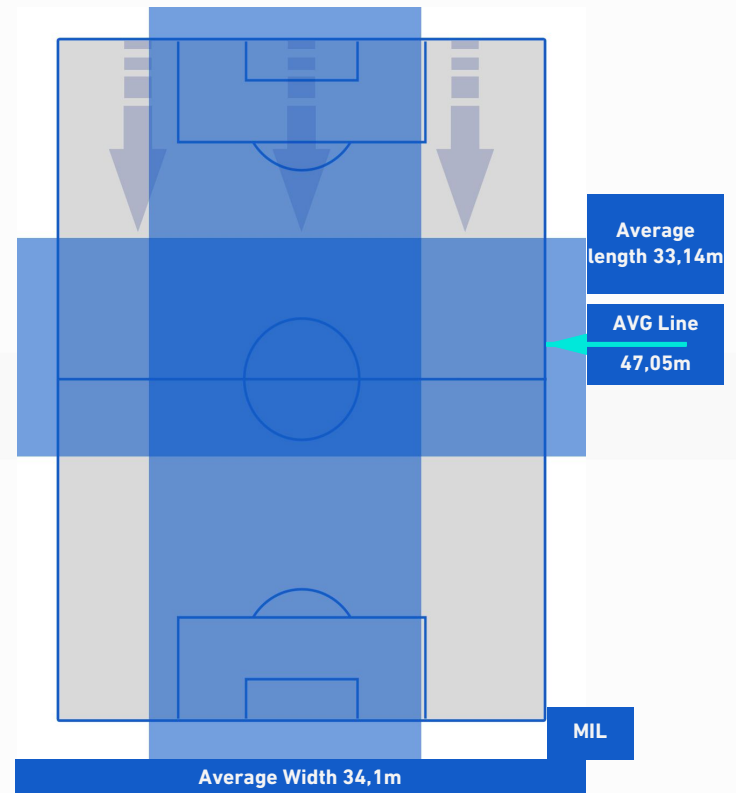
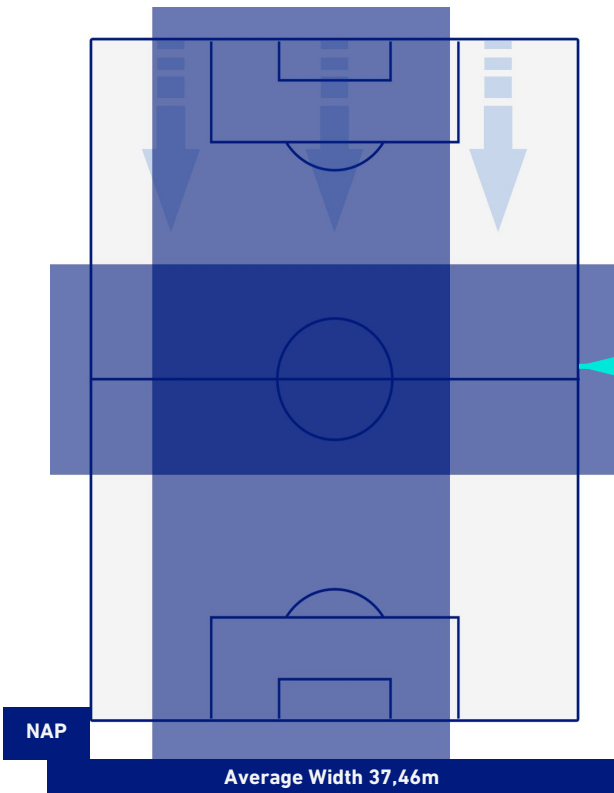
MILAN



TEAM'S DEFENSE POSITION (BALL POSSESSION)



TEAM'S DEFENSE POSITION (NO BALL POSSESSION)



Napoli 06/03/2022 Diego Armando MARADONA STADIUM - 20:45



NAPOLI

0-1

MILAN



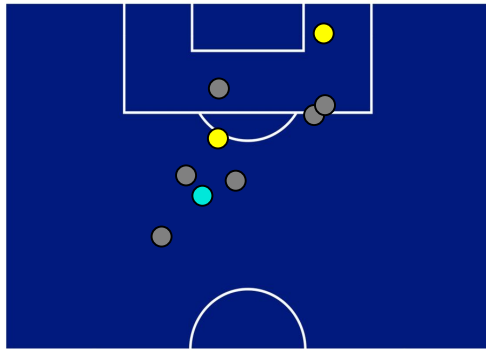
ATTACKING PLAYS MAP



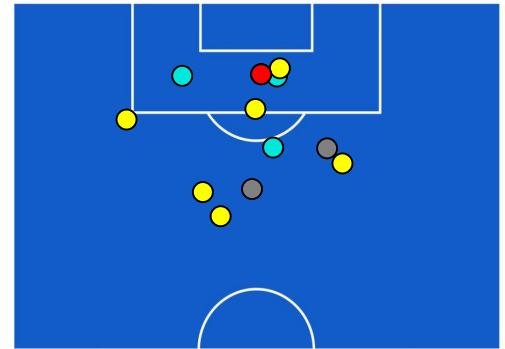
| | | |
|----|-----------------|----|
| 30 | Attacking Plays | 21 |
| 9 | Total Attempts | 12 |
| 6 | Scoring Chances | 8 |



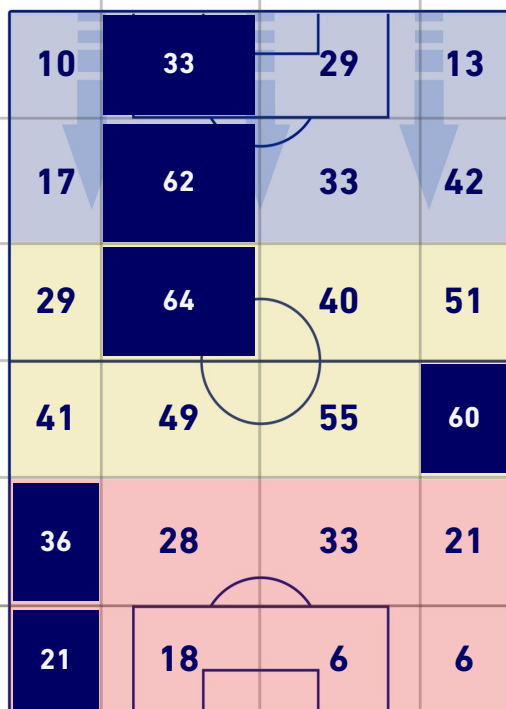
ATTEMPTS MAP



| | | |
|---|------------|---|
| 0 | Goals | 1 |
| 2 | On target | 7 |
| 6 | Off target | 2 |
| 1 | Blocked | 3 |

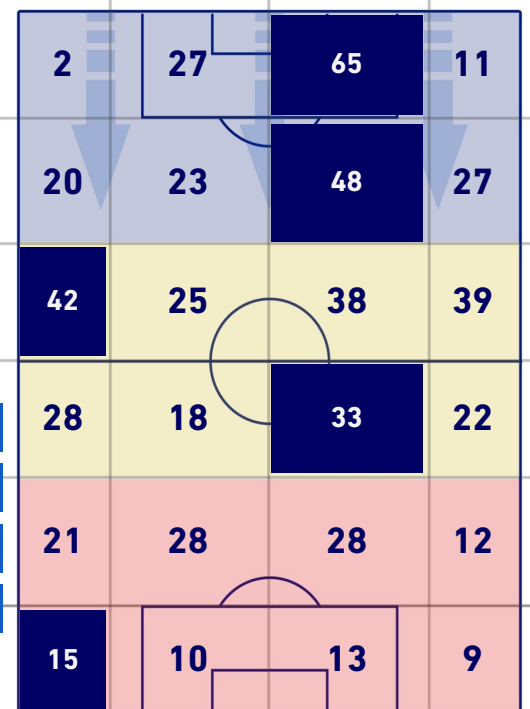


TOUCH MAP



| | | |
|-----|--------------------|-----|
| 797 | Total Balls Played | 604 |
| 239 | DEFENSIVE | 223 |
| 389 | MIDFIELD | 245 |
| 169 | ATTACK ZONE | 136 |

| | | | |
|---------------|-----------------------|---|-----------|
| 24 | Touch in Attacks zone | | 23 |
| V. OSIMHEN | 6 | 5 | O. GIROUD |
| G. DI LORENZO | 5 | 5 | R. LEAO |
| FABIAN RUIZ | 3 | 2 | F. KESSIE |





Napoli 06/03/2022 Diego Armando MARADONA STADIUM - 20:45



NAPOLI

0-1

MILAN



KEY PLAYERS

VICTOR OSIMHEN 9

| | |
|------------------|------------|
| Position | Forward |
| Games in Serie A | 41 |
| Goals in Serie A | 17 |
| Date of birth | 29/12/1998 |
| Nationality | NGA |

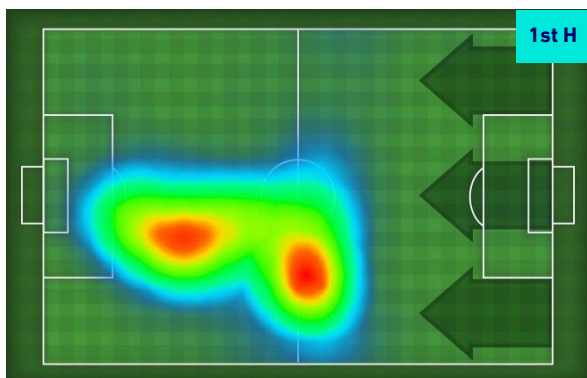
Jog 46% - Run 43% - Sprint 11% Km 9.924

| | | |
|------|-------|-------|
| 4.52 | 4.254 | 1.149 |
|------|-------|-------|

Mvp Stats

| | |
|--------------------------------|------|
| Minutes Played | 99' |
| Scoring Chances | 1 |
| Attempts | 3 |
| Attempts on target (goals) | 2(0) |
| Balls Played | 32 |
| Passes Completed | 10 |
| Passes Completed/Attempted (%) | 67% |
| Key Passes | 1 |
| Fouls Suffered | 2 |

HeatMap



OLIVIER GIROUD 9

| | |
|------------------|------------|
| Position | Forward |
| Games in Serie A | 18 |
| Goals in Serie A | 7 |
| Date of birth | 30/09/1986 |
| Nationality | FRA |

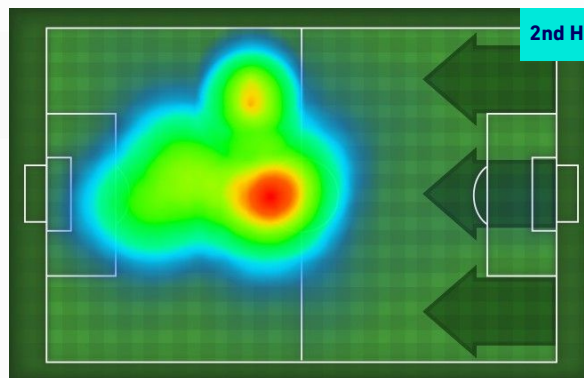
Jog 37% - Run 52% - Sprint 11% Km 7.486

| | | |
|-------|-------|-------|
| 2.781 | 3.891 | 0.812 |
|-------|-------|-------|

Mvp Stats

| | |
|--------------------------------|------|
| Minutes Played | 72' |
| Goals | 1 |
| Attempts | 2 |
| Attempts on target (goals) | 1(1) |
| Balls Played | 24 |
| Passes Completed | 14 |
| Passes Completed/Attempted (%) | 78% |

HeatMap



Napoli 06/03/2022 Diego Armando MARADONA STADIUM - 20:45



NAPOLI

0-1

MILAN



The statistics above are to be considered definitive after 24 hours by the end of the game.

The disciplinary sanctions are not official, as they come by the real-time detection during the game and will become official at the time of the homologation by the competent bodies.

In case of dubious attribution goal, the Lega Serie A will officialize the scorer the day after each round of the League.

The ball possession data is scouted live through the television, with an estimate error of 5%.