



Matchday 23
SERIE A TIM 2021-2022

MATCH REPORT



GENOA



UDINESE

Genova 22/01/2022
LUIGI FERRARIS STADIUM 15:00

Genova 22/01/2022 LUIGI FERRARIS STADIUM - 15:00



GENOA

0-0

UDINESE



Line-ups

GENOA	
57	SALVATORE SIRIGU GK
36	SILVAN HEFTI
13	MATTIA BANI
3	ZINHO VANHEUSDEN
15	JOHAN VASQUEZ
27	STEFANO STURARO
47	MILAN BADELJ
90	MANOLO PORTANOVA
45	KELVIN YEBOAH
23	MATTIA DESTRO
20	CALEB EKUBAN



Bench	
1	ADRIAN SEMPER
22	FEDERICO MARCHETTI
5	ANDREA MASIELLO
9	FELIPE CAICEDO
10	FILIPPO MELEGONI
16	RICCARDO CALAFIORI
19	GORAN PANDEV
44	ALEKSANDER BUKSA
50	ANDREA CAMBIASO
52	NIKOLA MAKSIMOVIC
99	PABLO GALDAMES

Coach **ALEXANDER BLESSIN**

UDINESE	
GK	MARCO SILVESTRI 1
	RODRIGO BECAO 50
	BRAM NUYTINCK 17
	NEHUEN PEREZ 2
	NAHUEL MOLINA 16
	TOLGAY ARSLAN 5
	WALACE 11
	JEAN-VICTOR MAKENGO 6
	BRANDON SOPPY 93
	BETO 9
	GERARD DEULOFEU 10



Bench	
	ANTONIO SANTURRO 29
	EDOARDO PIANA 66
	MARVIN ZEEGELAAR 4
	ISAAC SUCCESS 7
	MATO JAJALO 8
	DESTINY UDOGIE 13
	PABLO MARI' 22
	IGNACIO PUSSETTO 23
	LAZAR SAMARDZIC 24
	ILIJA NESTOROVSKI 30
	SIMONE IANESI 69
	RICCARDO PINZI 75

Coach **GABRIELE CIOFFI**

Referee **DANIELE DOVERI**
Assistant referee 1 **DANIELE BINDONI**
Assistant referee 2 **GIUSEPPE MACADDINO**

Fourth Official **ALBERTO SANTORO**
V.A.R.: **ALEANDRO DI PAOLO**
A.V.A.R.: **ORLANDO PAGNOTTA**

Genova 22/01/2022 LUIGI FERRARIS STADIUM - 15:00



GENOA

0-0

UDINESE



Match Events

GEN

1T 0' | 45+1' 2T 46' | 90+4'

UDI

GENOA

UDINESE

0

0

S. STURARO 39'

41' J. MAKENGO

A. CAMBIASO | J. VASQUEZ 54'

F. CAICEDO | M. DESTRO 67'

68' D. UDOGIE | B. SOPPY

72' G. DEULOFEU

73' I. SUCCESS | BETO

M. PORTANOVA 73'

74' T. ARSLAN

A. CAMBIASO 79'

A. CAMBIASO 79'

R. CALAFIORI | C. EKUBAN 84'

86' N. PEREZ

90'+1' M. JAJALO | T. ARSLAN

Legend



Goal



Penalty



Assist



Red Card



Second Yellow Card



Owngoal



Missed Penalty



Substitution



GENOA

0-0

UDINESE



Game time



Played Time
32%



1st Half - 2nd Half
16'02 - 14'25

BALL POSSESSION

Played Time 30'27



GENOA

UDINESE

Total 15'31



DEFENSIVE HALF

GENOA

ATTACKING HALF

Total 14'56



DEFENSIVE HALF

UDINESE

ATTACKING HALF

QUARTERS BALL POSSESSION

1st H	0'-15'	2nd H	0'-15'
3'03	2'04	2'48	2'12
	16'-30'		16'-30'
2'34	2'22	1'59	1'19
	31'-46'		31'-49'
3'01	2'58	2'06	4'01

TEAM STATS

	GEN	UDI
Attempts	10	2
Attempts on target (goals)	3(0)	
Attempts on target by Set piece plays	3	
Attempts on target from penalty box	3	
Attempts off target	3	2
Blocked Shots	4	
Scoring Chances	8	1
Key Passes	8	1
Fouls Committed	27	17
Corners	10	4
Offsides	1	
Cross Successful/Attempted	6/10	1/3
Dribbling	8	11
Passes Completed	179	184
Passes Completed/Attempted (%)	58%	59%
Passes Final Third	53	31
Balls played forward	111	72
Long Passes	25	19
Saves		3
Recoveries	76	72



GENOA

0-0

UDINESE



PLAYER STATS

GENOA		M	GC	OG	S	STP	SF	FYC	SYC	RC										
57 S. SIRIGU		95'																		
		M	G	OG	A	AT	PT	SC	FS	BP	AS	KP	P	P(%)	PA	R	FYC	SYC	RC	
36	S. HEFTI	95'						1		70		1	18	62	11	11				
13	M. BANI	95'			1	1			4	51			29	71	10	6				
3	Z. VANHEUSDEN	95'								46		1	21	64	4	10				
15	J. VASQUEZ	55'			1					29			10	50	5	3				
27	S. STURARO	95'						1	3	58		1	12	40	13	7	1			
47	M. BADELJ	95'						2	2	52		2	24	62	20	9				
90	M. PORTANOVA	95'			2			1	2	58		1	9	60	8	6	1			
45	K. YEBOAH	95'			1	1		1	4	45		1	13	72	9	6				
23	M. DESTRO	68'						1	1	27		1	6	35	6	1				
20	C. EKUBAN	85'			5	1				45			12	48	8	7				
9	F. CAICEDO	27'								12			6	60	3	3				
16	R. CALAFIORI	10'								7			2	50	1					
50	A. CAMBIASO	25'								13			3	50	3	1		1		

UDINESE		M	GC	OG	S	STP	SF	FYC	SYC	RC										
1 M. SILVESTRI		95'			3	3														
		M	G	OG	A	AT	PT	SC	FS	BP	AS	KP	P	P(%)	PA	R	FYC	SYC	RC	
50	R. BECAO	95'							3	69			28	64	9	11				
17	B. NUYTINCK	95'			1				2	57			22	58	3	6				
2	N. PEREZ	95'							2	72			27	69	6	5	1			
16	N. MOLINA	95'							2	46			13	46	8	5				
5	T. ARSLAN	92'							2	45			18	62	11	9	1			
11	WALACE	95'			1				5	56			15	50	7	9				
6	J. MAKENGO	95'							4	41			14	64	7	9	1			
93	B. SOPPY	69'							3	38			11	69	2	6				
9	BETO	74'								21			4	44	3					
10	G. DEULOFEU	95'						1	1	38		1	10	59	10	3	1			
7	I. SUCCESS	21'							1	8			1	20	1	1				
8	M. JAJALO	3'							1	2				0		1				
13	D. UDOGIE	26'								16			2	50	1	1				

Legenda

- FYC First Yellow Card
- OG Owngoal
- BP Balls Played
- SYC Second Yellow Card
- RC Red Card
- G Goals
- GC Goal Conceded
- M Minutes Played
- AS Assists
- FS Fouls Suffered
- A Attempts
- AT Attempts on target
- SC Scoring Chances
- PT Posts
- S Saves
- STP Saves on set piece plays
- SF Saves on free kick
- P(%) Passes Completed/Attempted (%)
- KP Key Passes
- PA Balls played forward
- P Passes Completed
- R Recoveries

PLAYERS RANKING

Attempts			Attempts on target (goals)			Passes Final Third			Scoring Chances		
1	C. EKUBAN	GEN 5	1	M. BANI	GEN 1	1	M. BADELJ	GEN 11	1	M. BADELJ	GEN 2
2	M. PORTANOVA	GEN 2	2	C. EKUBAN	GEN 1	2	S. HEFTI	GEN 8	2	M. DESTRO	GEN 1
3	M. BANI	GEN 1	3	K. YEBOAH	GEN 1	3	G. DEULOFEU	UDI 6	3	G. DEULOFEU	UDI 1
4	B. NUYTINCK	UDI 1				4	S. STURARO	GEN 6	4	S. HEFTI	GEN 1
5	J. VASQUEZ	GEN 1				5	K. YEBOAH	GEN 6	5	M. PORTANOVA	GEN 1

Balls Played			Passes Completed			Key Passes			Dribbling		
1	N. PEREZ	UDI 72	1	M. BANI	GEN 29	1	M. BADELJ	GEN 2	1	M. PORTANOVA	GEN 3
2	S. HEFTI	GEN 70	2	R. BECAO	UDI 28	2	M. DESTRO	GEN 1	2	S. HEFTI	GEN 2
3	R. BECAO	UDI 69	3	N. PEREZ	UDI 27	3	G. DEULOFEU	UDI 1	3	N. MOLINA	UDI 2
4	M. PORTANOVA	GEN 58	4	M. BADELJ	GEN 24	4	S. HEFTI	GEN 1	4	B. SOPPY	UDI 2
5	S. STURARO	GEN 58	5	B. NUYTINCK	UDI 22	5	M. PORTANOVA	GEN 1	5	D. UDOGIE	UDI 2



GENOA

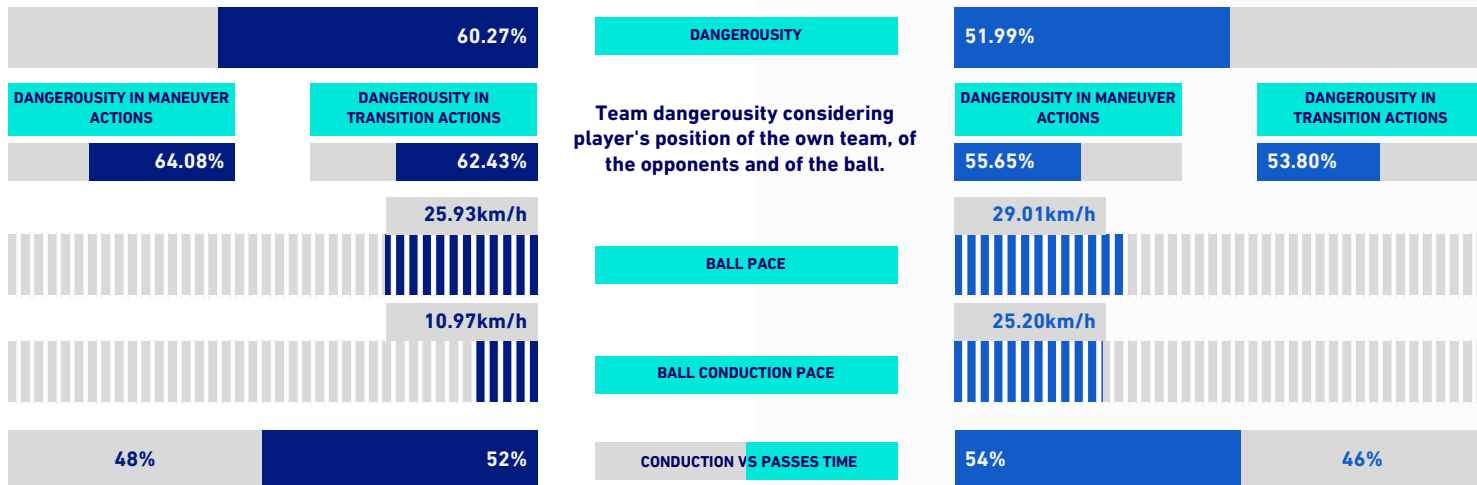
0-0

UDINESE



VIRTUAL COACH

TEAM INDICATORS



RECORDMEN

PASS GAIN

Number of players overtaken by a vertical pass (only successful passes are considered). It shows how much a player tends to overcome the opponent's pressure lines.

Rank	Player	Value	Rank	Player	Value
1	57 S. SIRIGU	5.86	1	1 M. SILVESTRI	4.75
2	36 S. HEFTI	4.55	2	17 B. NUYTINCK	4.29
3	15 J. VASQUEZ	4.29	3	6 J. MAKENGO	3.63
4	47 M. BADELJ	4.22	4	50 R. BECAO	3.50
5	3 Z. VANHEUSDEN	4.20	5	2 N. PEREZ	3.38

PASS RISK

Measures the player's propensity to risk the pass (only successful passes are considered).

Rank	Player	Value	Rank	Player	Value
1	57 S. SIRIGU	67.00%	1	1 M. SILVESTRI	55.27%
2	90 M. PORTANOVA	40.29%	2	5 T. ARSLAN	33.31%
3	13 M. BANI	36.75%	3	10 G. DEULOFEU	31.23%
4	3 Z. VANHEUSDEN	35.13%	4	93 B. SOPPY	28.67%
5	36 S. HEFTI	33.93%	5	17 B. NUYTINCK	27.46%

RECEIVED PRESSURE

How much the player with the ball is pressed by the opposite team. It depends on the speed, running direction and distance from the opponent who is at a shorter distance.

Rank	Player	Value	Rank	Player	Value
1	23 M. DESTRO	76.48%	1	9 BETO	76.68%
2	90 M. PORTANOVA	75.94%	2	10 G. DEULOFEU	72.59%
3	20 C. EKUBAN	74.21%	3	11 WALACE	65.79%
4	45 K. YEBOAH	66.42%	4	6 J. MAKENGO	65.47%
5	27 S. STURARO	63.67%	5	5 T. ARSLAN	58.44%

PASS AVAILABILITY

Ability of a player to get away from opponents to receive the ball. It is computed for all the teammates of the player in possession.

Rank	Player	Value	Rank	Player	Value
1	15 J. VASQUEZ	84.63%	1	16 N. MOLINA	82.30%
2	36 S. HEFTI	80.79%	2	93 B. SOPPY	82.16%
3	13 M. BANI	78.27%	3	2 N. PEREZ	72.37%
4	3 Z. VANHEUSDEN	74.40%	4	50 R. BECAO	71.67%
5	47 M. BADELJ	73.63%	5	17 B. NUYTINCK	70.91%



GENOA

0-0

UDINESE



PLAYERS RANKING [ATHLETICS PERFORMANCE]

Jog - Run - Sprint (km)			
1	MANOLO PORTANOVA	Total 11.529	
		3.908	6.389
			1.232
2	STEFANO STURARO	Total 11.25	
		3.559	6.863
			0.828
3	SILVAN HEFTI	Total 10.402	
		3.316	6.206
			0.878
4	MILAN BADELJ	Total 10.018	
		3.76	5.83
			0.426
5	MATTIA BANI	Total 9.643	
		3.482	5.7
			0.46

AVG Speed km/h (run)			
1	M. BADELJ	GEN	10.84
2	S. STURARO	GEN	10.84
3	A. CAMBIASO	GEN	10.75
4	S. HEFTI	GEN	10.69
5	M. BANI	GEN	10.62

AVG Speed km/h (sprint)			
1	K. YEBOAH	GEN	32.68
2	S. STURARO	GEN	31.98
3	C. EKUBAN	GEN	31.73
4	S. HEFTI	GEN	31.36
5	M. BANI	GEN	30.99

Jog - Run - Sprint (km)			
1	NAHUEL MOLINA	Total 9.73	
		3.856	4.848
			1.025
2	WALACE	Total 9.681	
		3.927	5.092
			0.661
3	JEAN-VICTOR MAKENGO	Total 9.58	
		3.611	5.315
			0.653
4	TOLGAY ARSLAN	Total 9.57	
		4.211	4.738
			0.619
5	GERARD DEULOFEU	Total 9.36	
		3.767	4.691
			0.901

AVG Speed km/h (run)			
1	M. JAJALO	UDI	10.97
2	N. MOLINA	UDI	10.87
3	T. ARSLAN	UDI	10.79
4	BETO	UDI	10.73
5	R. BECAO	UDI	10.61

AVG Speed km/h (sprint)			
1	B. SOPPY	UDI	32.6
2	BETO	UDI	32.54
3	WALACE	UDI	30.94
4	N. MOLINA	UDI	30.77
5	G. DEULOFEU	UDI	29.81

TEAM STATS [ATHLETICS PERFORMANCE]

Distance Covered (km)	99.684
AVG Speed (km/h)	6.15

Jog-Run-Sprint (km 99.684)		
37.326	54.688	7.669

Distance Covered (km)	95.027
AVG Speed (km/h)	5.95

Jog-Run-Sprint (km 95.027)		
38.896	49.338	6.792

Fitness data displayed in the report are the ones collected in real time and could be different to the post-processed ones, delivered to the coaching staff

Jog:	0-7 km/h	Run:	7.1-15 km/h	Sprint:	15.1+ km/h	Jog + Run + Sprint:	Distance covered
TOP Sprinter:	Top five players per team						

Genova 22/01/2022 LUIGI FERRARIS STADIUM - 15:00



GENOA

0-0

UDINESE



HEATMAP





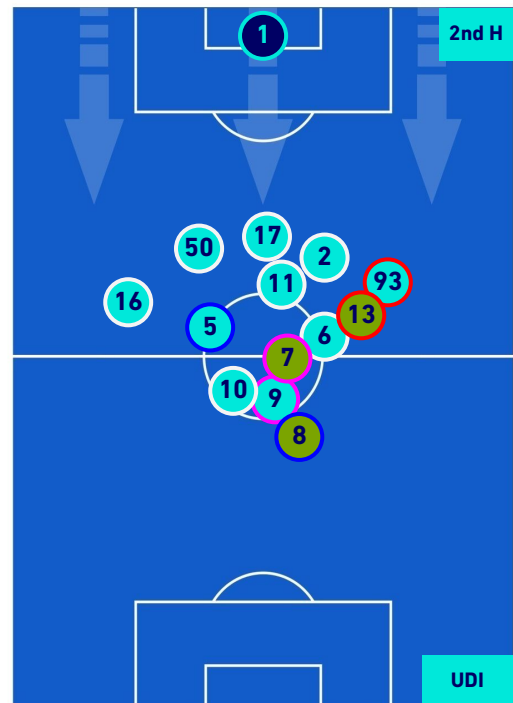
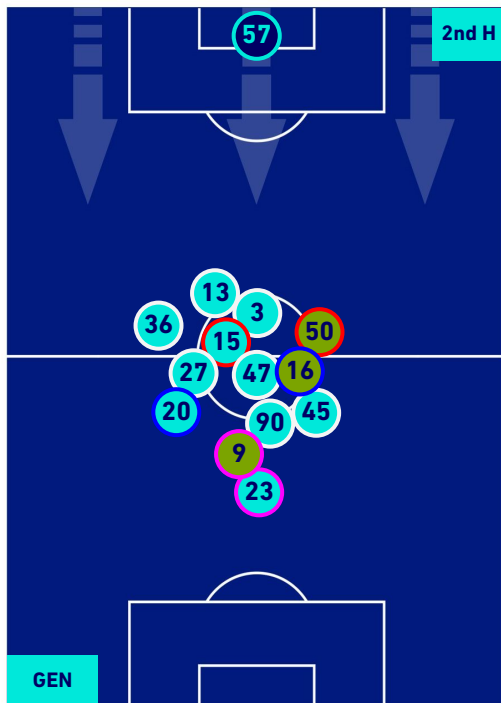
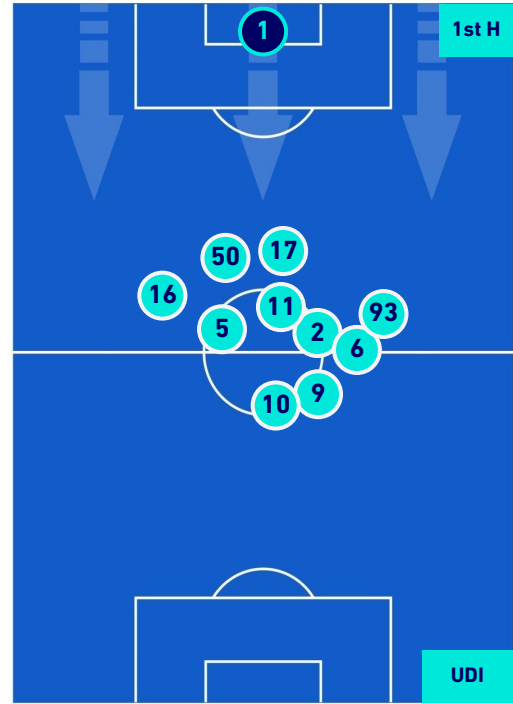
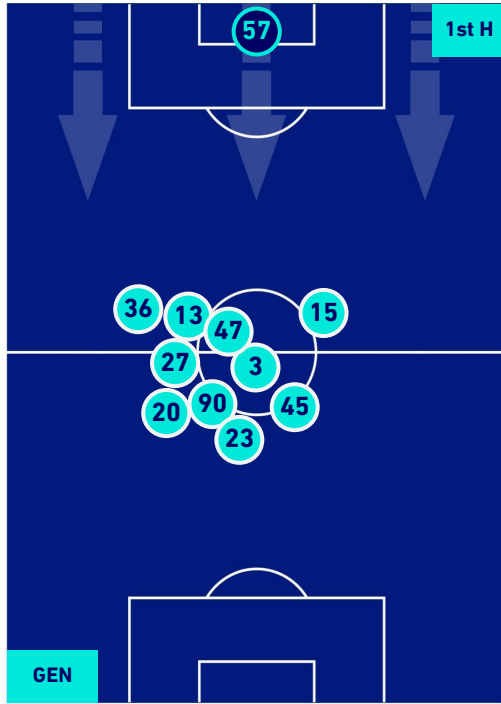
GENOA

0-0

UDINESE



PLAYERS AVERAGE POSITION



Legend:

- 1st Substitution Player in
- 2nd Substitution Player in
- 3rd Substitution Player in

- Player out
- Player out
- Player out

- Player in / out
- Player in / out

- Player in / out
- Player in / out

Genova 22/01/2022 LUIGI FERRARIS STADIUM - 15:00



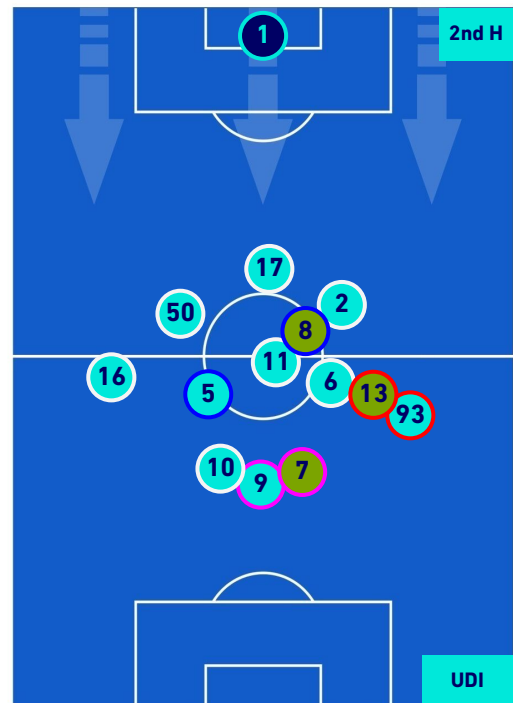
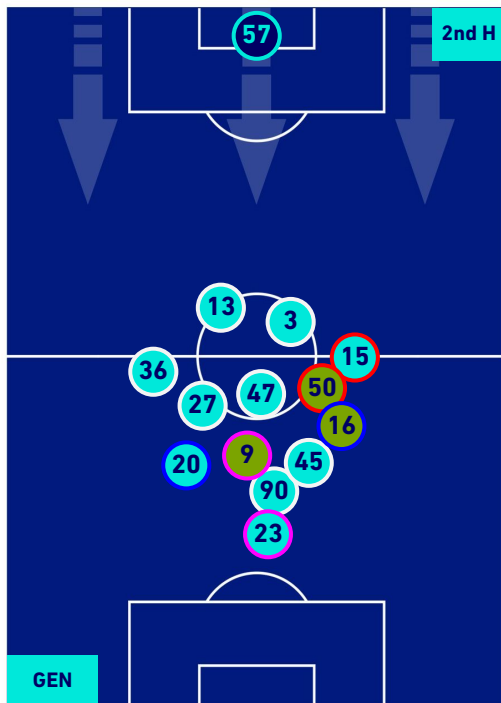
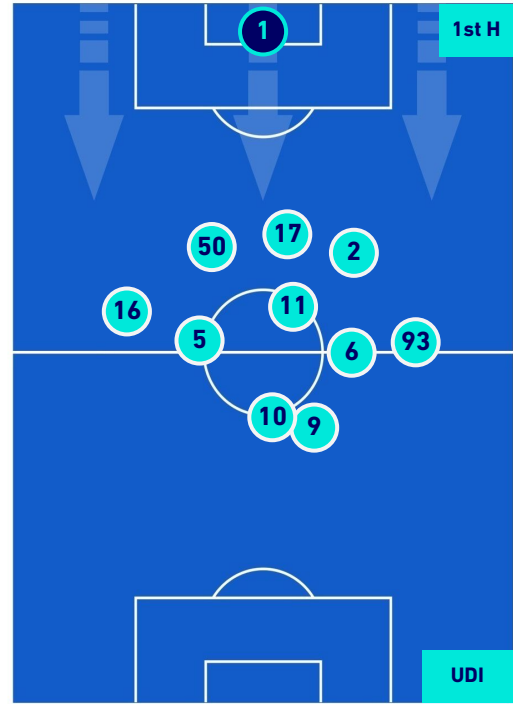
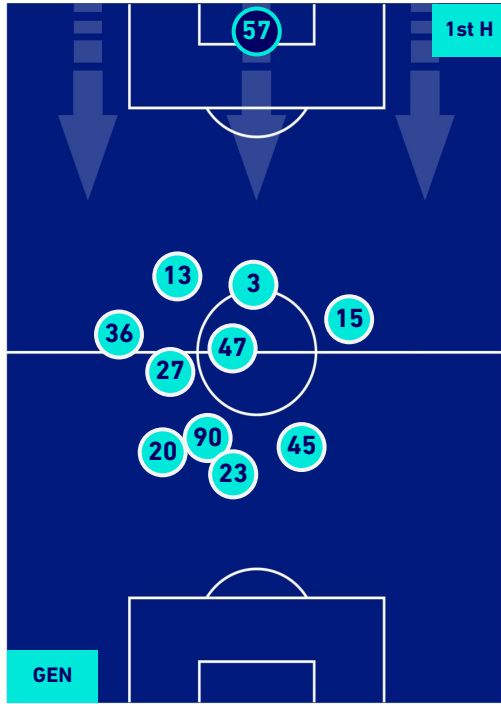
GENOA

0-0

UDINESE



PLAYERS AVERAGE POSITION [BALL POSSESSION]



Legend:

- 1st Substitution ● Player in
- 2nd Substitution ● Player in
- 3rd Substitution ● Player in

- Player out
- Player out
- Player out

- Player in / out
- Player in / out





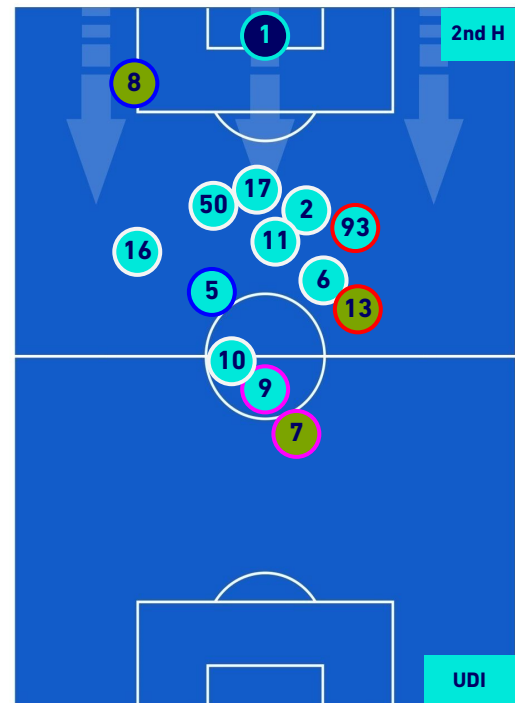
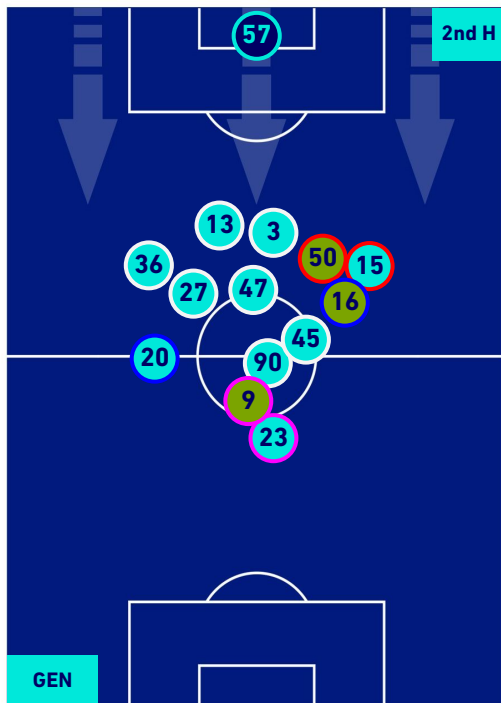
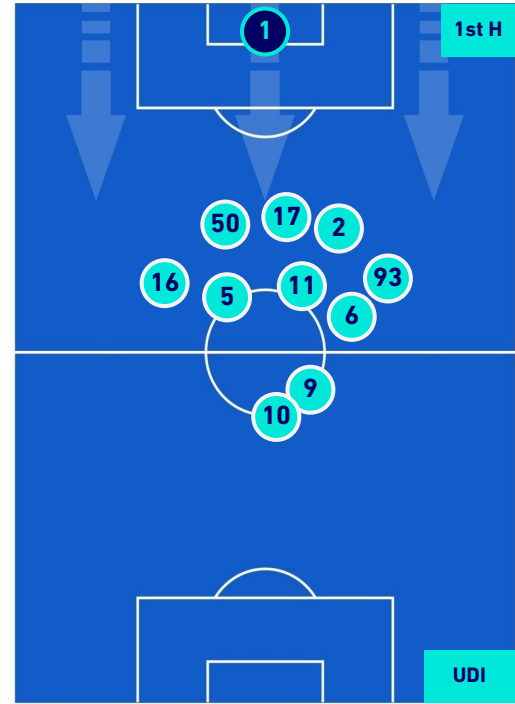
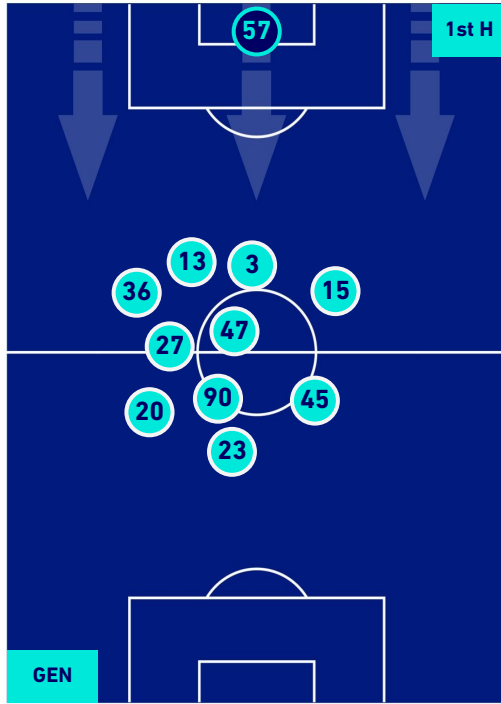
GENOA

0-0

UDINESE



PLAYERS AVERAGE POSITION [NO BALL POSSESSION]



Legend:

- 1st Substitution Player in
- 2nd Substitution Player in
- 3rd Substitution Player in

- Player out
- Player out
- Player out

- Player in / out
- Player in / out

- Player in / out
- Player in / out



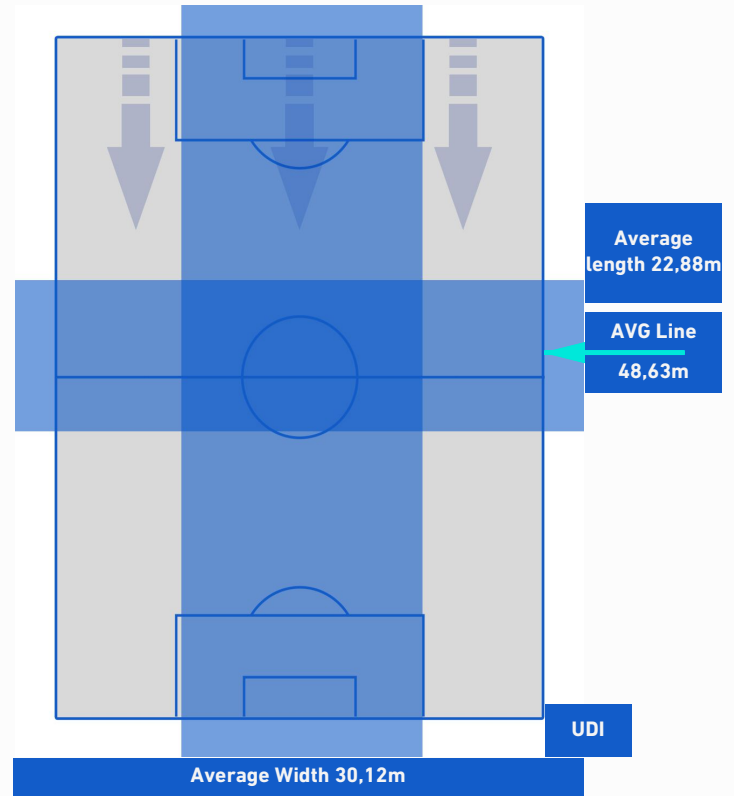
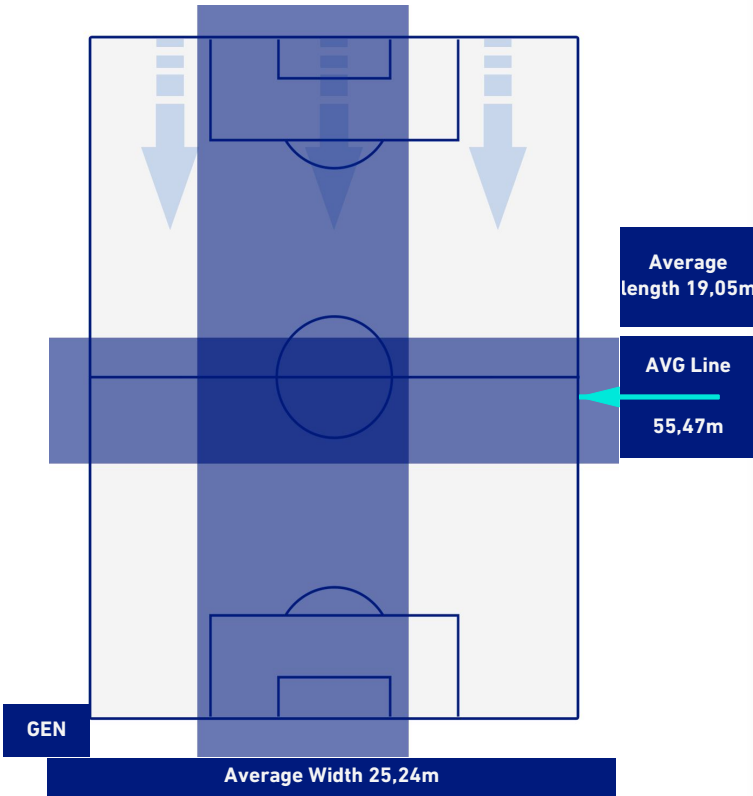
GENOA

0-0

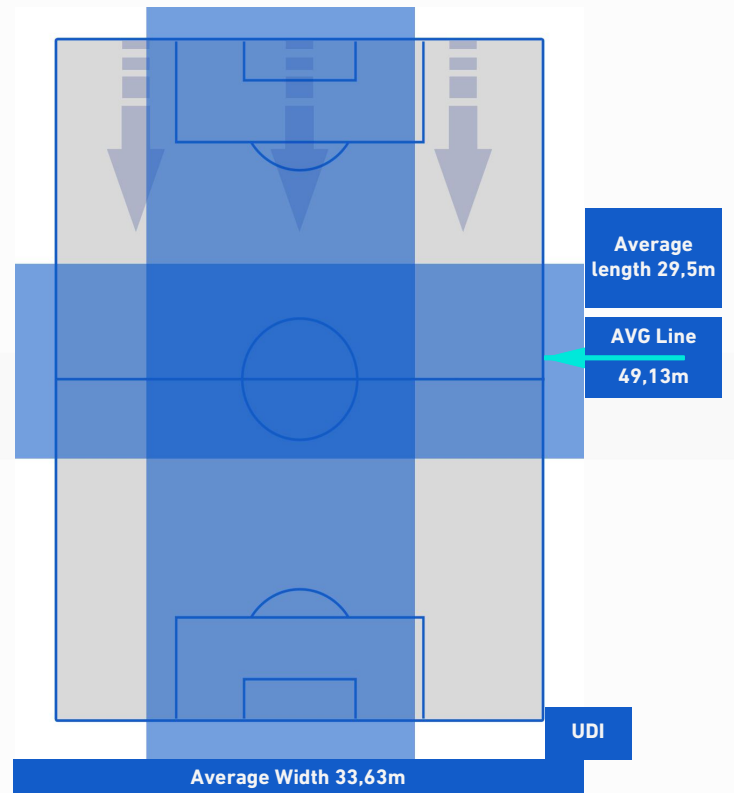
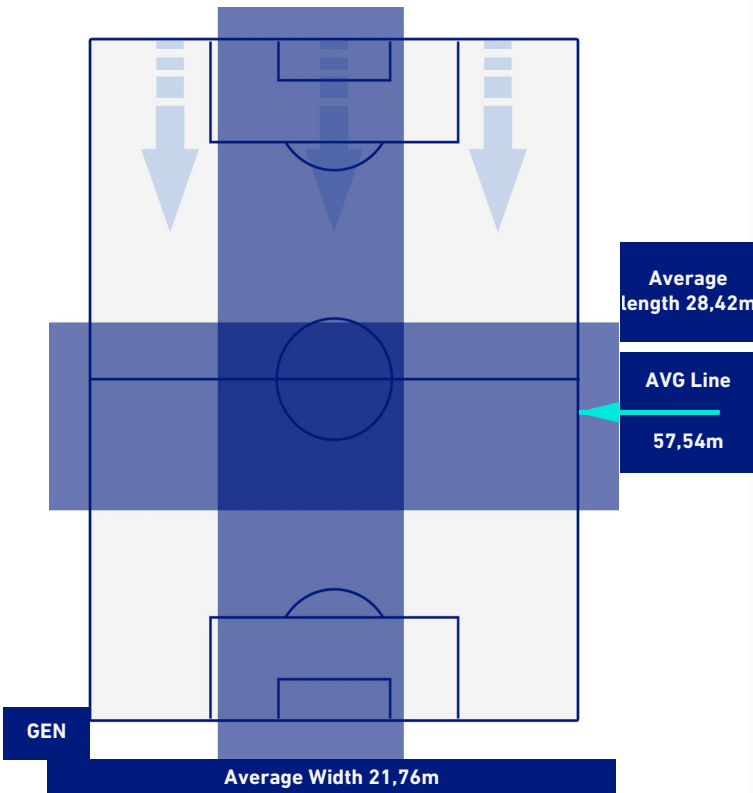
UDINESE



TEAM'S DEFENSE POSITION 1st H



TEAM'S DEFENSE POSITION 2nd H





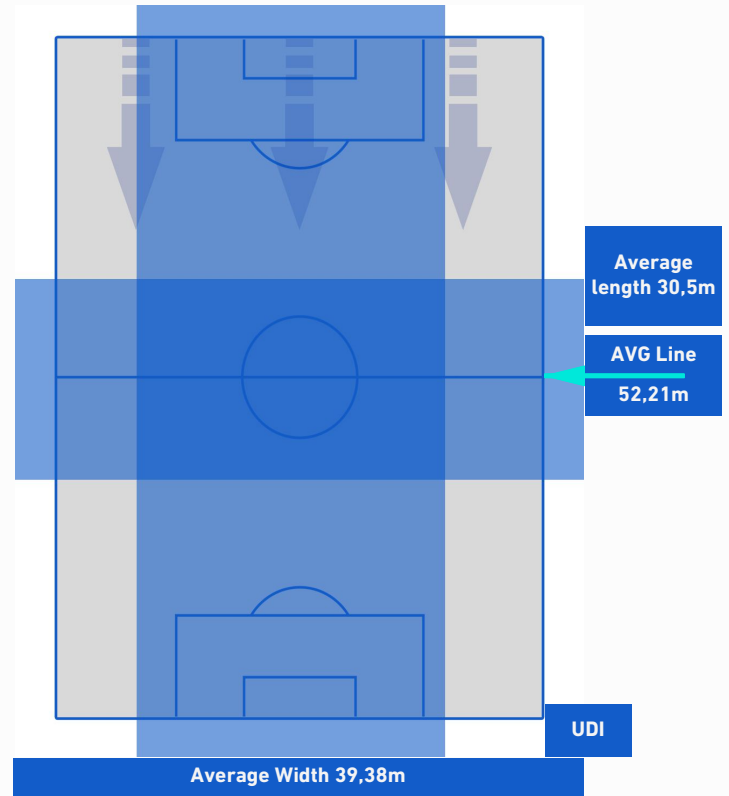
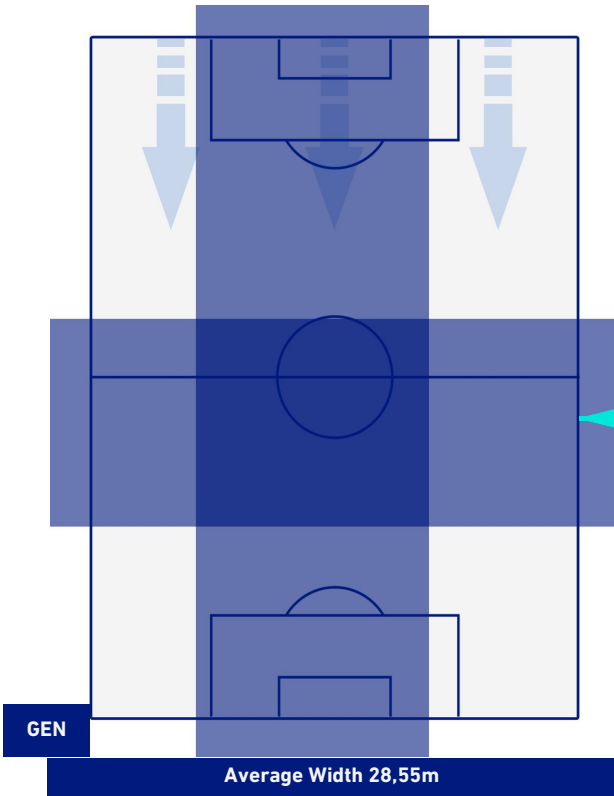
GENOA

0-0

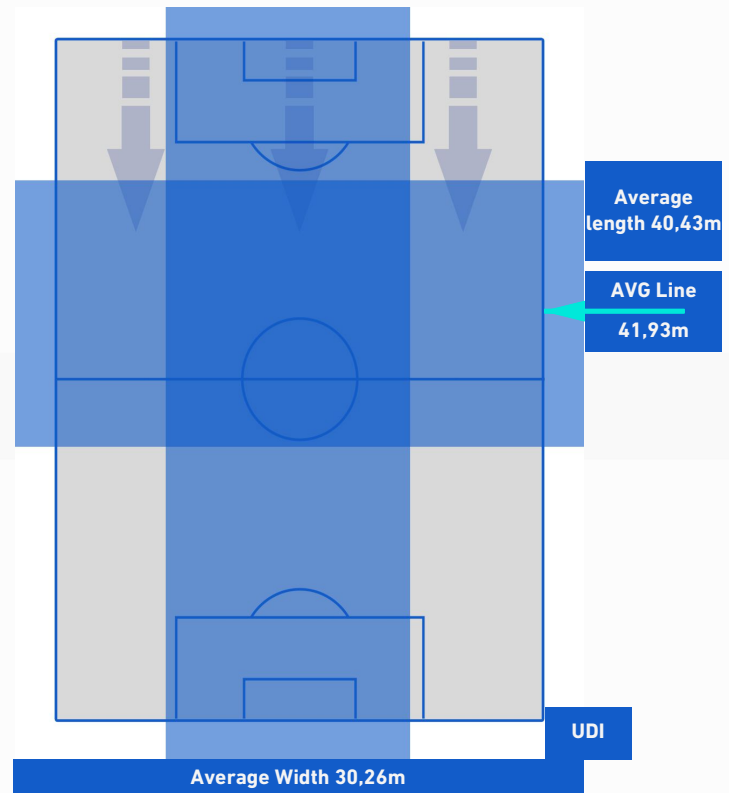
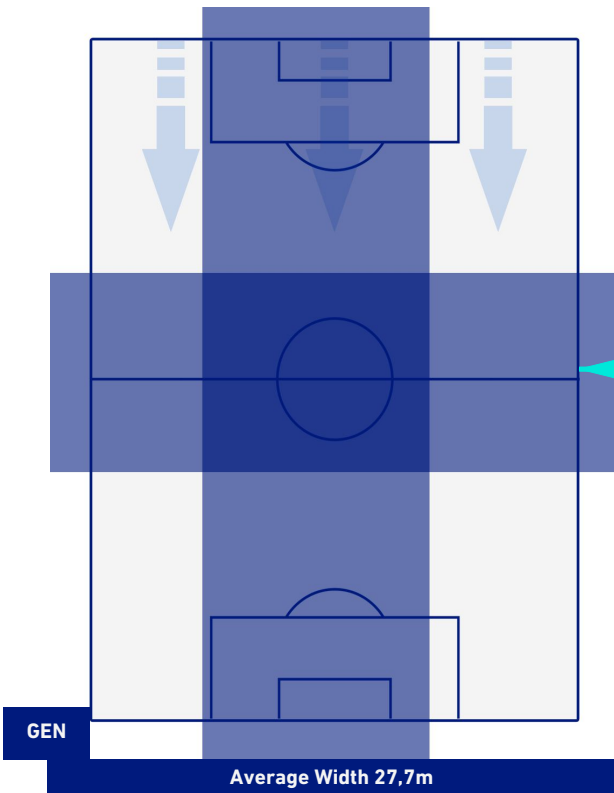
UDINESE



TEAM'S DEFENSE POSITION (BALL POSSESSION)



TEAM'S DEFENSE POSITION (NO BALL POSSESSION)



Genova 22/01/2022 LUIGI FERRARIS STADIUM - 15:00



GENOA

0-0

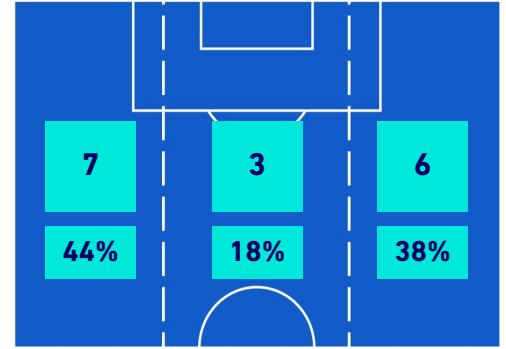
UDINESE



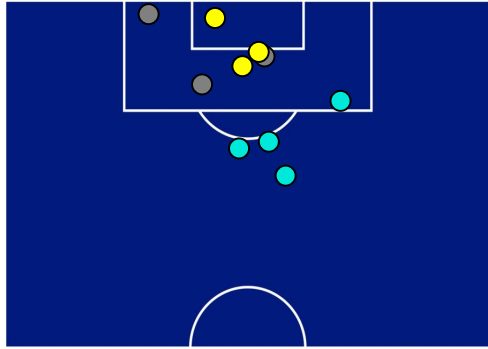
ATTACKING PLAYS MAP



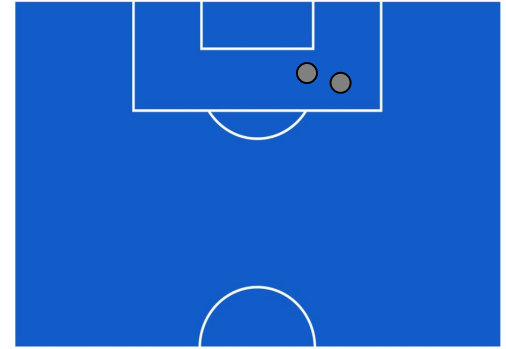
28	Attacking Plays	16
10	Total Attempts	2
8	Scoring Chances	1



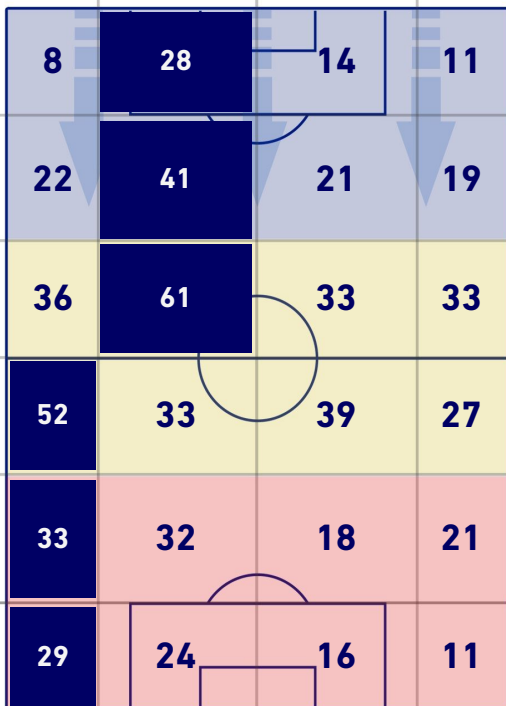
ATTEMPTS MAP



0	Goals	0
3	On target	0
3	Off target	2
4	Blocked	0

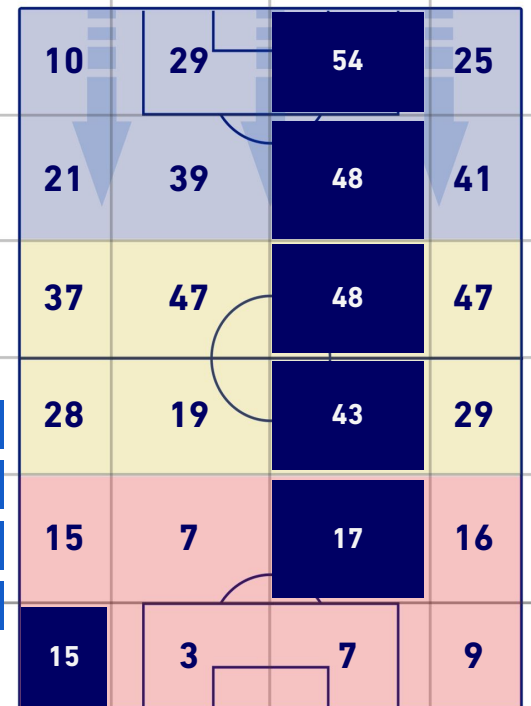


TOUCH MAP



662	Total Balls Played	654
164	DEFENSIVE	267
314	MIDFIELD	298
184	ATTACK ZONE	89

40	Touch in Attacks zone	10	
K. YEBOAH	12	2	R. BECAO
M. DESTRO	5	2	N. PEREZ
C. EKUBAN	5	2	I. SUCESS





GENOA

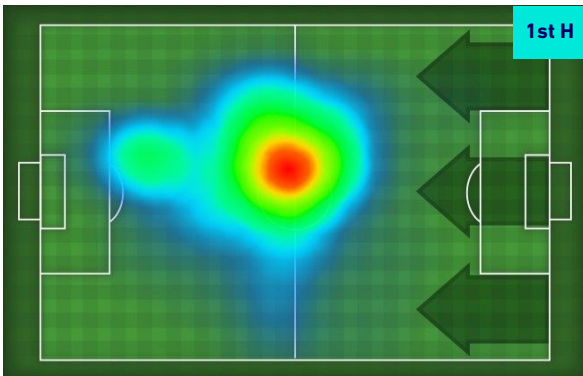
0-0

UDINESE



KEY PLAYERS

MANOLO PORTANOVA	90
Position	Midfielder
Games in Serie A	16
Goals in Serie A	0
Date of birth	02/06/2000
Nationality	ITA
Jog 34% - Run 55% - Sprint 11% Km 11.529	
3.908	6.389 1.232
Mvp Stats	
Minutes Played	95'
Scoring Chances	1
Attempts	2
Balls Played	58
Passes Completed	9
Passes Completed/Attempted (%)	60%
Key Passes	1
Recoveries	6
Fouls Suffered	2
HeatMap	



JEAN-VICTOR MAKENGO	6
Position	Midfielder
Games in Serie A	35
Goals in Serie A	1
Date of birth	12/06/1998
Nationality	FRA
Jog 38% - Run 55% - Sprint 7% Km 9.58	
3.611	5.315 0.653
Mvp Stats	
Minutes Played	95'
Balls Played	41
Passes Completed	14
Passes Completed/Attempted (%)	64%
Recoveries	9
Fouls Suffered	4
HeatMap	





Matchday 23
SERIE A TIM 2021-2022

MATCH REPORT

Genova 22/01/2022 LUIGI FERRARIS STADIUM - 15:00



GENOA

0-0

UDINESE



The statistics above are to be considered definitive after 24 hours by the end of the game.

The disciplinary sanctions are not official, as they come by the real-time detection during the game and will become official at the time of the homologation by the competent bodies.

In case of dubious attribution goal, the Lega Serie A will officialize the scorer the day after each round of the League.

The ball possession data is scouted live through the television, with an estimate error of 5%.