



Matchday 14  
SERIE A TIM 2021-2022

# MATCH REPORT



**UDINESE**



**GENOA**

Udine 28/11/2021  
DACIA ARENA - STADIO FRIULI STADIUM 12:30



**UDINESE**

**0-0**

**GENOA**



## Line-ups

UDINESE	
1	MARCO SILVESTRI GK
50	RODRIGO BECAO
17	BRAM NUYTINCK
3	SAMIR
16	NAHUEL MOLINA
11	WALACE
5	TOLGAY ARSLAN
13	DESTINY UDOGIE
37	ROBERTO PEREYRA
10	GERARD DEULOFEU
9	BETO



Bench	
20	DANIELE PADELLI
65	MATTEO CARNELOS
2	NEHUEN PEREZ
6	JEAN-VICTOR MAKENGO
7	ISAAC SUCCESS
8	MATO JAJALO
23	IGNACIO PUSSETTO
24	LAZAR SAMARDZIC
30	ILIJAN NESTOROVSKI
45	FERNANDO FORESTIERI
87	SEBASTIAN DE MAIO
93	BRANDON SOPPY

Coach **LUCA GOTTI**

GENOA	
GK	SALVATORE SIRIGU 57
	DAVIDE BIRASCHI 14
	ANDREA MASIELLO 5
	JOHAN VASQUEZ 15
	STEFANO SABELLI 2
	STEFANO STURARO 27
	MILAN BADELJ 47
	NICOLO' ROVELLA 65
	ANDREA CAMBIASO 50
	FLAVIO BIANCHI 24
	CALEB EKUBAN 20



Bench	
	ADRIAN SEMPER 1
	FEDERICO MARCHETTI 22
	ZINHO VANHEUSDEN 3
	VALON BEHRAMI 11
	MATTIA BANI 13
	PAOLO GHIGLIONE 18
	GORAN PANDEV 19
	HERNANI 33
	ALEKSANDER BUKSA 44
	MANOLO PORTANOVA 90
	ABDOULAYE TOURE' 94
	PABLO GALDAMES 99

Coach **ANDRIY SHEVCHENKO**

Referee **FRANCESCO MERAUIGLIA**  
 Assistant referee 1 **MARCO SCATRAGLI**  
 Assistant referee 2 **ORESTE MUTO**

Fourth Official **DANIELE MINELLI**  
 V.A.R.: **PAOLO SILVIO MAZZOLENI**  
 A.V.A.R.: **CIRO CARBONE**

Udine 28/11/2021 DACIA ARENA - STADIO FRIULI STADIUM - 12:30



**UDINESE**

**0-0**

**GENOA**



## Match Events

UDI



GEN

**UDINESE**

**GENOA**

0

0

I. PUSSETTO | R. PEREYRA 15'

40' J. VASQUEZ

44' S. SABELLI

N. MOLINA 45'+2'

L. SAMARDZIC | B. NUYTINCK Int

N. PEREZ | N. MOLINA 55'

J. MAKENGO | T. ARSLAN 55'

J. MAKENGO 56'

58' P. GHIGLIONE | S. SABELLI

73' G. PANDEV | F. BIANCHI

73' HERNANI | M. BADELJ

I. SUCCESS | G. DEULOFEU 85'

86' P. GHIGLIONE

I. PUSSETTO 87'

90' A. TOURE' | S. STURARO

90'+1' N. ROVELLA

### Legend



Goal



Penalty



Yellow Card



Red Card



Second Yellow Card



Owngoal



Missed Penalty



Assist



Substitution



**UDINESE**

**0-0**

**GENOA**



## Game time



Played Time  
53%



1st Half - 2nd Half  
25'31 - 26'04

## BALL POSSESSION

Played Time 51'35



UDINESE GENOA

Total 22'10



DEFENSIVE HALF UDINESE ATTACKING HALF

Total 29'25



DEFENSIVE HALF GENOA ATTACKING HALF

## QUARTERS BALL POSSESSION

1st H	0'-15'	2nd H	0'-15'
2'59	4'57	3'05	4'31
	16'-30'		16'-30'
3'35	5'34	4'07	4'46
	31'-47'		31'-51'
3'08	5'18	5'16	4'19

## TEAM STATS

	UDI	GEN
Attempts	17	8
Attempts on target (goals)	3(0)	2(0)
Attempts on target by Set piece plays	2	
Attempts on target from penalty box	1	0
Posts	1	
Attempts off target	6	4
Blocked Shots	8	2
Scoring Chances	12	4
Key Passes	12	4
Fouls Committed	18	11
Corners	8	1
Offsides	3	
Cross Successful/Attempted		2/7
Dribbling	8	14
Passes Completed	285	415
Passes Completed/Attempted (%)	78%	82%
Passes Final Third	94	45
Balls played forward	164	135
Long Passes	20	38
Saves	2	3
Recoveries	64	59



**UDINESE**

**0-0**

**GENOA**



## PLAYER STATS

UDINESE		M	GC	OG	S	STP	SF	FYC	SYC	RC										
1 M. SILVESTRI		98'			2															
		M	G	OG	A	AT	PT	SC	FS	BP	AS	KP	P	P(%)	PA	R	FYC	SYC	RC	
50	R. BECAO	98'			1	1			2	51			32	84	11	5				
17	B. NUYTINCK	47'			1					27			17	81	3	2				
3	SAMIR	98'							1	57			34	83	15	6				
16	N. MOLINA	57'								36			13	76	9	1	1			
11	WALACE	98'			3	2		2	2	63	2		39	87	27	6				
5	T. ARSLAN	57'			3				1	35			16	80	10	5				
13	D. UDOGIE	98'			2			1		69	1		27	75	18	7				
37	R. PEREYRA	15'								5			2	67	1					
10	G. DEULOFEU	87'			2			4	1	51	4		17	65	17	3				
9	BETO	98'			1			2	1	35	2		13	68	10	4				
2	N. PEREZ	41'			2					36			16	80	7	7				
6	J. MAKENGO	41'			1				1	28			16	89	9	3	1			
7	I. SUCCESS	11'						1		8	1		4	80	4	1				
23	I. PUSSETTO	83'						1	2	39	1		13	68	9	6	1			
24	L. SAMARDZIC	51'			1			1		26	1		11	65	11	2				
GENOA		M	GC	OG	S	STP	SF	FYC	SYC	RC										
57 S. SIRIGU		98'			3	2														
		M	G	OG	A	AT	PT	SC	FS	BP	AS	KP	P	P(%)	PA	R	FYC	SYC	RC	
14	D. BIRASCHI	98'						1		71		1	41	80	11	8				
5	A. MASIELLO	98'								84			68	96	9	5				
15	J. VASQUEZ	98'								86			61	84	14	7	1			
2	S. SABELLI	60'							1	41			10	63	6	2	1			
27	S. STURARO	92'							3	52			27	79	15	5				
47	M. BADELJ	75'			1				1	70			43	78	13	6				
65	N. ROVELLA	98'			3	1		2	3	77	2		47	84	20	5	1			
50	A. CAMBIASO	98'							1	62			34	85	13	5				
24	F. BIANCHI	75'			2			1		37	1		18	82	9	2				
20	C. EKUBAN	98'			1				4	43			14	74	9	2				
18	P. GHIGLIONE	38'			1	1				34			6	50	2	4	1			
19	G. PANDEV	23'							2	10			4	67	2	2				
33	HERNANI	23'							2	16			6	75	3	1				
94	A. TOURE'	6'								2				0						

## Legenda

FYC	First Yellow Card
OG	Owngoal
BP	Balls Played
SYC	Second Yellow Card
RC	Red Card
G	Goals
GC	Goal Conceded
M	Minutes Played
AS	Assists
FS	Fouls Suffered
A	Attempts
AT	Attempts on target
SC	Scoring Chances
PT	Posts
S	Saves
STP	Saves on set piece plays
SF	Saves on free kick
P(%)	Passes Completed/Attempted (%)
KP	Key Passes
PA	Balls played forward
P	Passes Completed
R	Recoveries

## PLAYERS RANKING

Attempts			Attempts on target (goals)			Passes Final Third			Scoring Chances		
1	T. ARSLAN	UDI 3	1	WALACE	UDI 2	1	WALACE	UDI 16	1	G. DEULOFEU	UDI 4
2	N. ROVELLA	GEN 3	2	R. BECAO	UDI 1	2	G. DEULOFEU	UDI 12	2	BETO	UDI 2
3	WALACE	UDI 3	3	P. GHIGLIONE	GEN 1	3	N. ROVELLA	GEN 12	3	N. ROVELLA	GEN 2
4	F. BIANCHI	GEN 2	4	N. ROVELLA	GEN 1	4	D. UDOGIE	UDI 12	4	WALACE	UDI 2
5	G. DEULOFEU	UDI 2				5	BETO	UDI 8	5	F. BIANCHI	GEN 1
Balls Played			Passes Completed			Key Passes			Dribbling		
1	J. VASQUEZ	GEN 86	1	A. MASIELLO	GEN 68	1	G. DEULOFEU	UDI 4	1	A. CAMBIASO	GEN 3
2	A. MASIELLO	GEN 84	2	J. VASQUEZ	GEN 61	2	BETO	UDI 2	2	M. BADELJ	GEN 2
3	N. ROVELLA	GEN 77	3	N. ROVELLA	GEN 47	3	N. ROVELLA	GEN 2	3	BETO	UDI 2
4	D. BIRASCHI	GEN 71	4	M. BADELJ	GEN 43	4	WALACE	UDI 2	4	F. BIANCHI	GEN 2
5	M. BADELJ	GEN 70	5	D. BIRASCHI	GEN 41	5	F. BIANCHI	GEN 1	5	C. EKUBAN	GEN 2



**UDINESE**

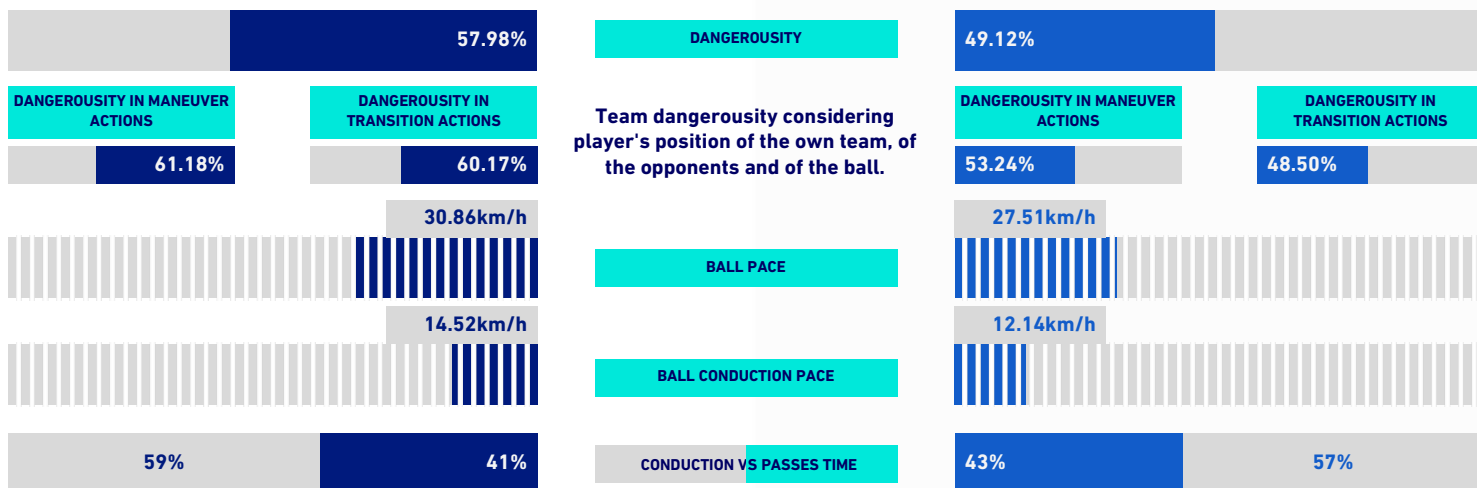
**0-0**

**GENOA**



## VIRTUAL COACH

### TEAM INDICATORS



### RECORDMEN

#### PASS GAIN

Number of players overtaken by a vertical pass (only successful passes are considered). It shows how much a player tends to overcome the opponent's pressure lines.

1	1	M. SILVESTRI	4.00	1	18	P. GHIGLIONE	5.33
2	16	N. MOLINA	3.56	2	65	N. ROVELLA	3.46
3	11	WALACE	3.41	3	2	S. SABELLI	3.25
4	2	N. PEREZ	3.14	4	47	M. BADELJ	3.21
5	13	D. UDOGIE	2.90	5	5	A. MASIELLO	3.20

#### PASS RISK

Measures the player's propensity to risk the pass (only successful passes are considered).

1	17	B. NUYTINCK	31.86%	1	18	P. GHIGLIONE	45.33%
2	23	I. PUSSETTO	25.73%	2	57	S. SIRIGU	18.52%
3	1	M. SILVESTRI	25.27%	3	27	S. STURARO	18.40%
4	16	N. MOLINA	25.17%	4	2	S. SABELLI	17.50%
5	10	G. DEULOFEU	23.35%	5	24	F. BIANCHI	17.00%

#### RECEIVED PRESSURE

How much the player with the ball is pressed by the opposite team. It depends on the speed, running direction and distance from the opponent who is at a shorter distance.

1	9	BETO	69.63%	1	20	C. EKUBAN	69.62%
2	24	L. SAMARDZIC	64.54%	2	24	F. BIANCHI	66.61%
3	23	I. PUSSETTO	54.91%	3	27	S. STURARO	59.84%
4	5	T. ARSLAN	53.95%	4	65	N. ROVELLA	55.94%
5	10	G. DEULOFEU	52.94%	5	47	M. BADELJ	54.12%

#### PASS AVAILABILITY

Ability of a player to get away from opponents to receive the ball. It is computed for all the teammates of the player in possession.

1	2	N. PEREZ	79.37%	1	18	P. GHIGLIONE	77.47%
2	6	J. MAKENGO	79.15%	2	15	J. VASQUEZ	77.21%
3	16	N. MOLINA	78.49%	3	2	S. SABELLI	75.73%
4	13	D. UDOGIE	76.23%	4	5	A. MASIELLO	73.62%
5	10	G. DEULOFEU	76.16%	5	50	A. CAMBIASO	72.46%



**UDINESE**

**0-0**

**GENOA**



## PLAYERS RANKING [ATHLETICS PERFORMANCE]

Jog - Run - Sprint (km)			
1	WALACE	Total 11.176	
	3.029	7.262	0.885
2	DESTINY UDOGIE	Total 10.683	
	2.812	6.798	1.073
3	BETO	Total 10.513	
	3.118	6.491	0.904
4	RODRIGO BECAO	Total 10.447	
	2.989	6.728	0.73
5	SAMIR	Total 9.966	
	3.127	6.256	0.583

AVG Speed km/h (run)			
1	R. PEREYRA	UDI	7.5
2	L. SAMARDZIC	UDI	7.2
3	T. ARSLAN	UDI	7.1
4	WALACE	UDI	7
5	N. MOLINA	UDI	6.9

AVG Speed km/h (sprint)			
1	G. DEULOFEU	UDI	32.64
2	BETO	UDI	31.42
3	B. NUYTINCK	UDI	31.4
4	WALACE	UDI	31.39

Jog - Run - Sprint (km)			
1	NICOLO' ROVELLA	Total 12.12	
	2.268	8.717	1.135
2	ANDREA CAMBIASO	Total 11.861	
	2.451	8.285	1.125
3	STEFANO STURARO	Total 11.145	
	2.337	7.762	1.046
4	JOHAN VASQUEZ	Total 10.804	
	2.627	7.442	0.735
5	DAVIDE BIRASCHI	Total 10.681	
	2.632	7.298	0.751

AVG Speed km/h (run)			
1	S. STURARO	GEN	7.8
2	A. CAMBIASO	GEN	7.7
3	N. ROVELLA	GEN	7.6
4	M. BADELJ	GEN	7.5
5	G. PANDEV	GEN	7.3

AVG Speed km/h (sprint)			
1	A. CAMBIASO	GEN	32.59
2	S. SABELLI	GEN	31.73
3	N. ROVELLA	GEN	30.87
4	C. EKUBAN	GEN	30.36

## TEAM STATS [ATHLETICS PERFORMANCE]

Distance Covered (km)	106.514
AVG Speed (km/h)	6.5

Jog-Run-Sprint (km 106.514)		
29.566	67.918	9.03

Distance Covered (km)	111.838
AVG Speed (km/h)	6.7

Jog-Run-Sprint (km 111.838)		
27.239	75.977	8.622

Fitness data displayed in the report are the ones collected in real time and could be different to the post-processed ones, delivered to the coaching staff

<b>Jog:</b>	0-6 km/h	<b>Run:</b>	6.1-20 km/h	<b>Sprint:</b>	20.1+ km/h	<b>Jog + Run + Sprint:</b>	Distance covered
<b>TOP Sprinter:</b>	Top four players per team						

Udine 28/11/2021 DACIA ARENA - STADIO FRIULI STADIUM - 12:30



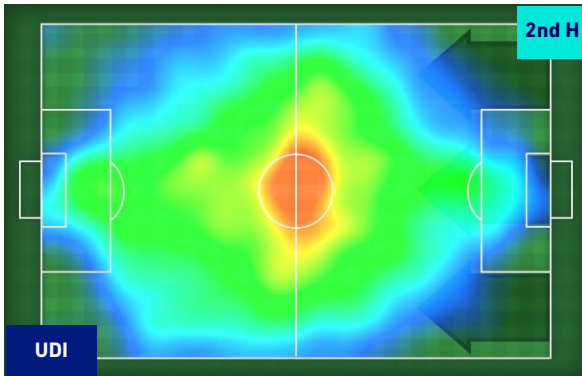
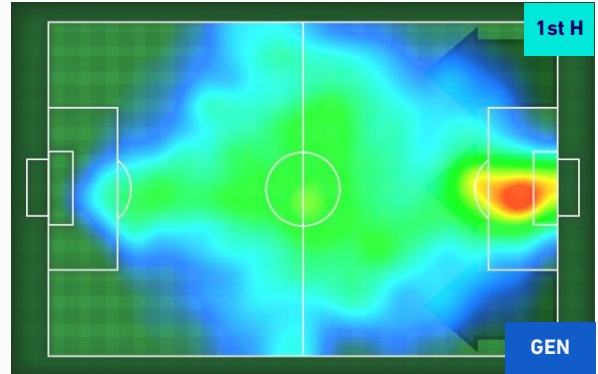
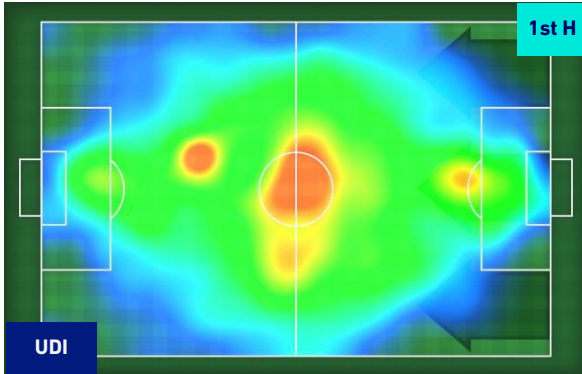
**UDINESE**

**0-0**

**GENOA**



## HEATMAP







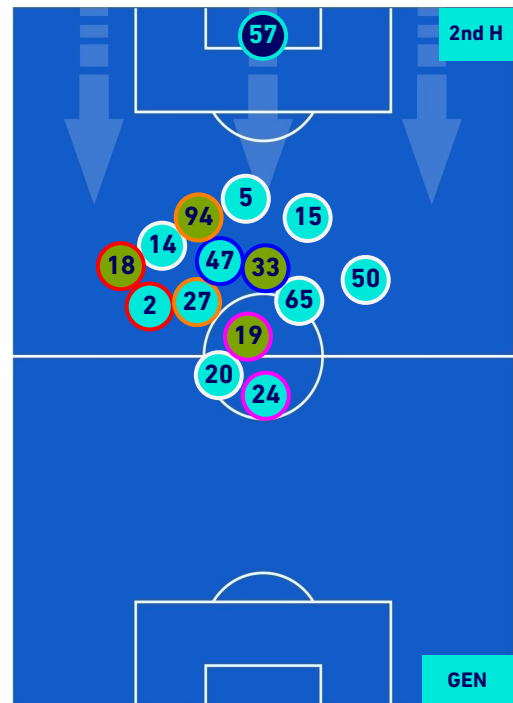
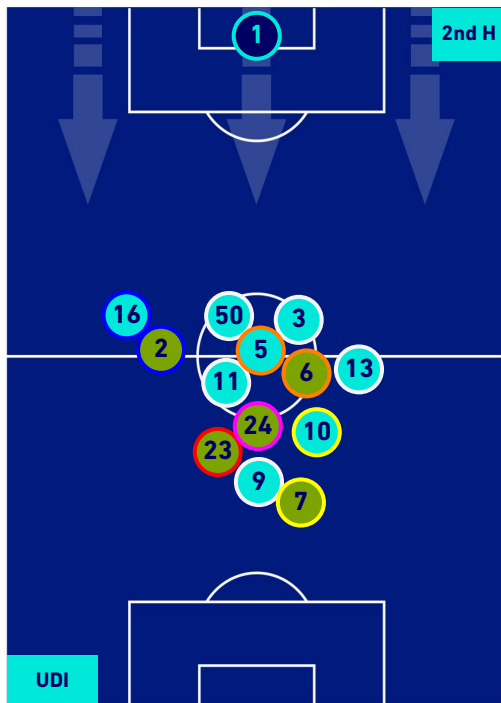
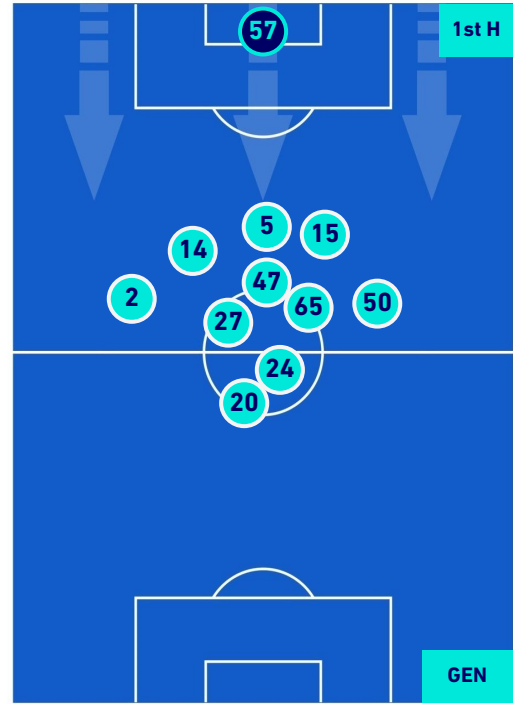
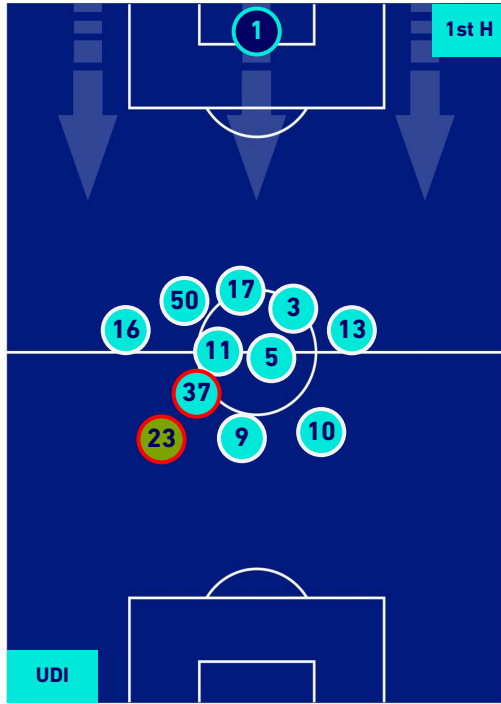
**UDINESE**

**0-0**

**GENOA**



## PLAYERS AVERAGE POSITION



**Legend:**

- 1st Substitution Player in
- 2nd Substitution Player in
- 3rd Substitution Player in
- 4th Substitution Player in
- 5th Substitution Player in

- Player out
- Player out
- Player out
- Player out
- Player out

- Player in / out
- Player in / out
- Player in / out
- Player in / out
- Player in / out

- 
- 
- 
- 
-

Udine 28/11/2021 DACIA ARENA - STADIO FRIULI STADIUM - 12:30



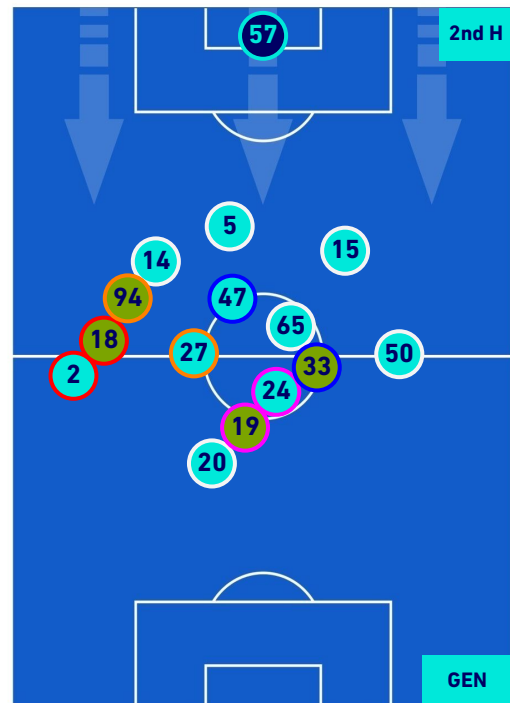
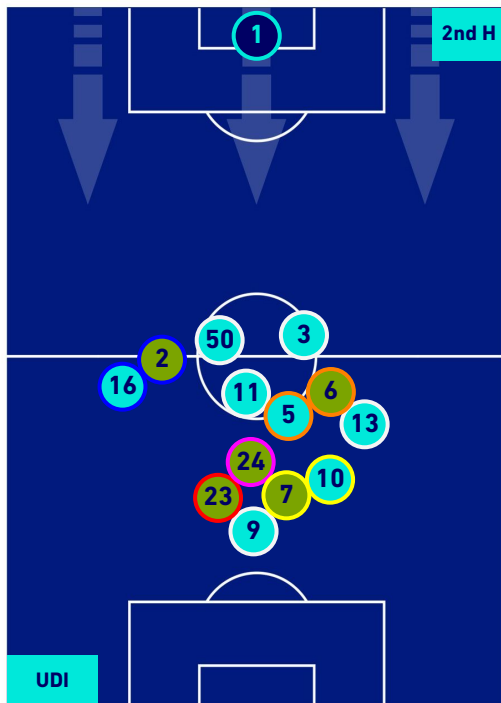
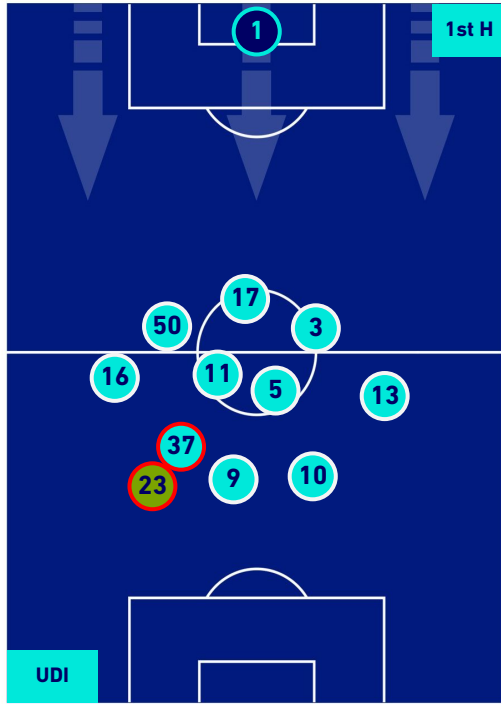
**UDINESE**

**0-0**

**GENOA**



## PLAYERS AVERAGE POSITION [BALL POSSESSION]



Legend:

- 1st Substitution Player in
- 2nd Substitution Player in
- 3rd Substitution Player in
- 4th Substitution Player in
- 5th Substitution Player in

- Player out
- Player out
- Player out
- Player out
- Player out

- Player in / out
- Player in / out
- Player in / out
- Player in / out
- Player in / out

- 
- 
- 
- 
-



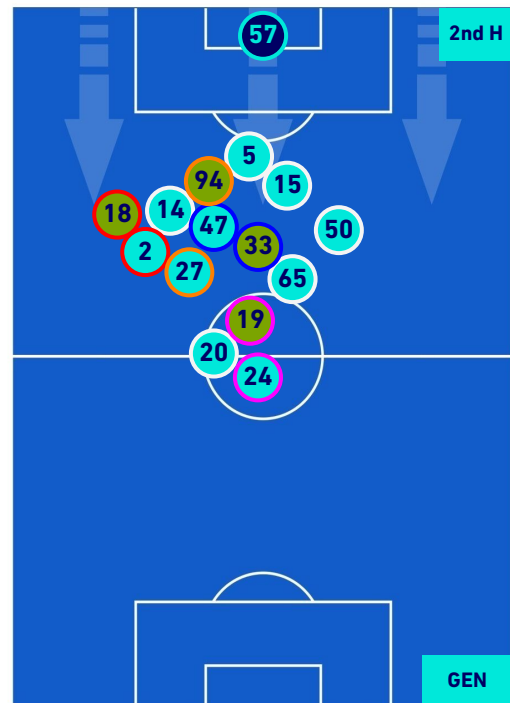
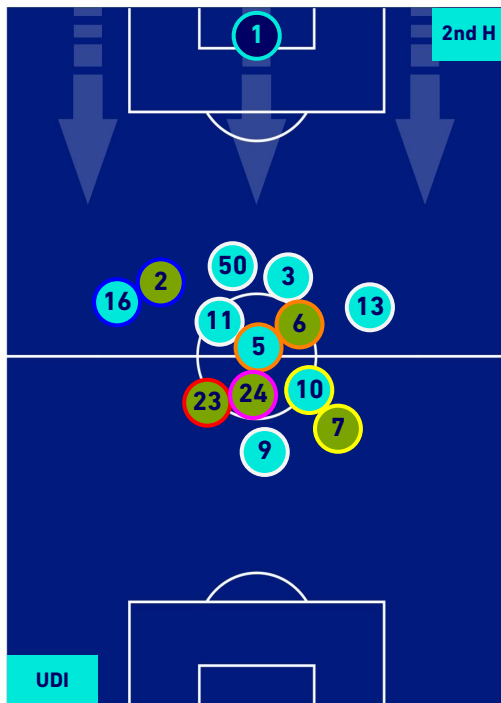
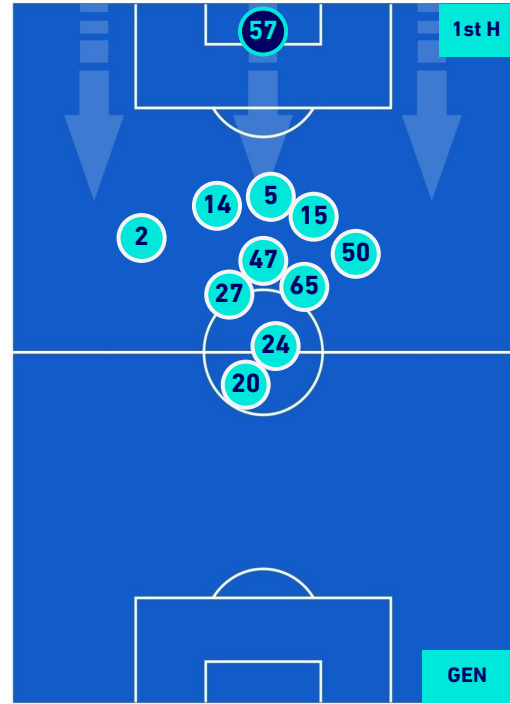
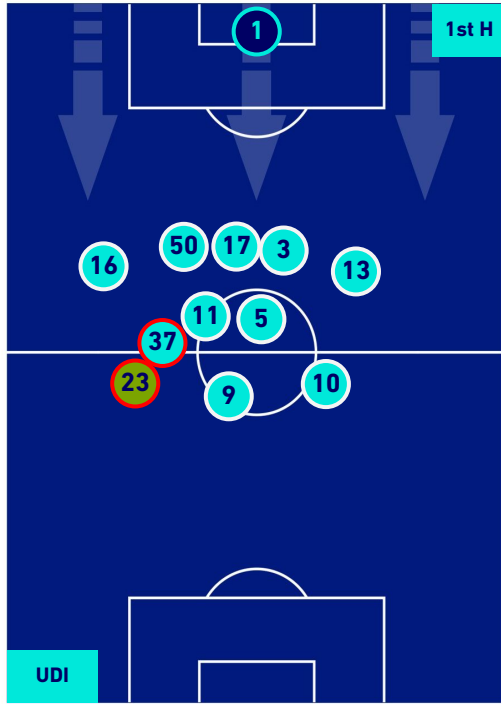
**UDINESE**

**0-0**

**GENOA**



## PLAYERS AVERAGE POSITION [NO BALL POSSESSION]



**Legend:**

- 1st Substitution Player in
- 2nd Substitution Player in
- 3rd Substitution Player in
- 4th Substitution Player in
- 5th Substitution Player in

- Player out
- Player out
- Player out
- Player out
- Player out

- Player in / out
- Player in / out
- Player in / out
- Player in / out
- Player in / out

- 
- 
- 
- 
-



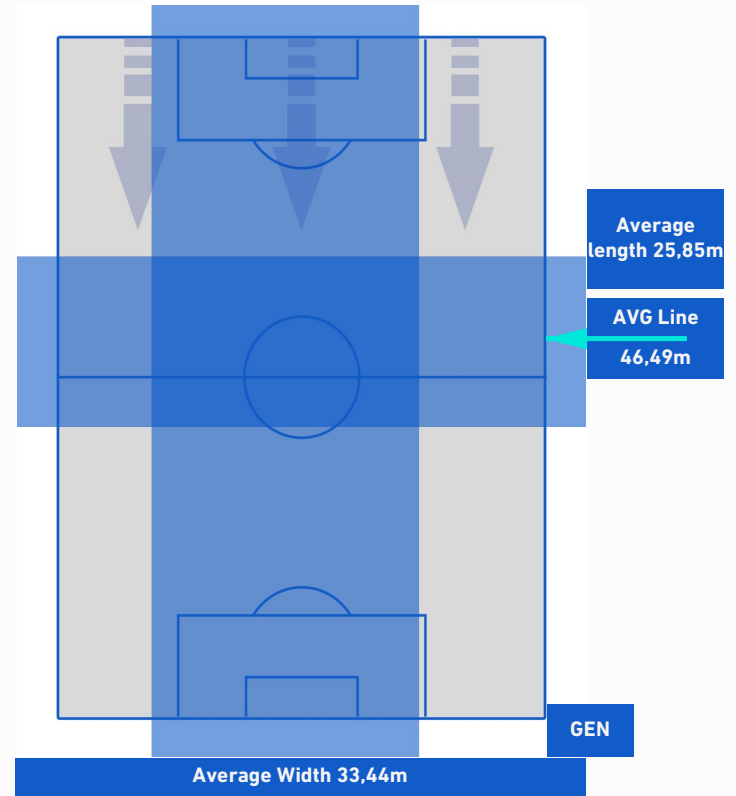
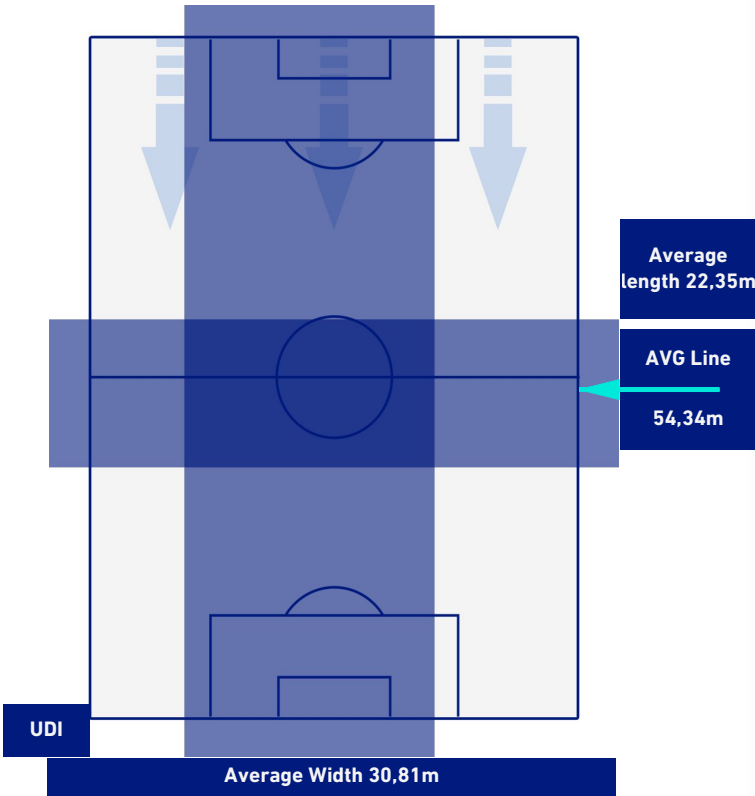
**UDINESE**

**0-0**

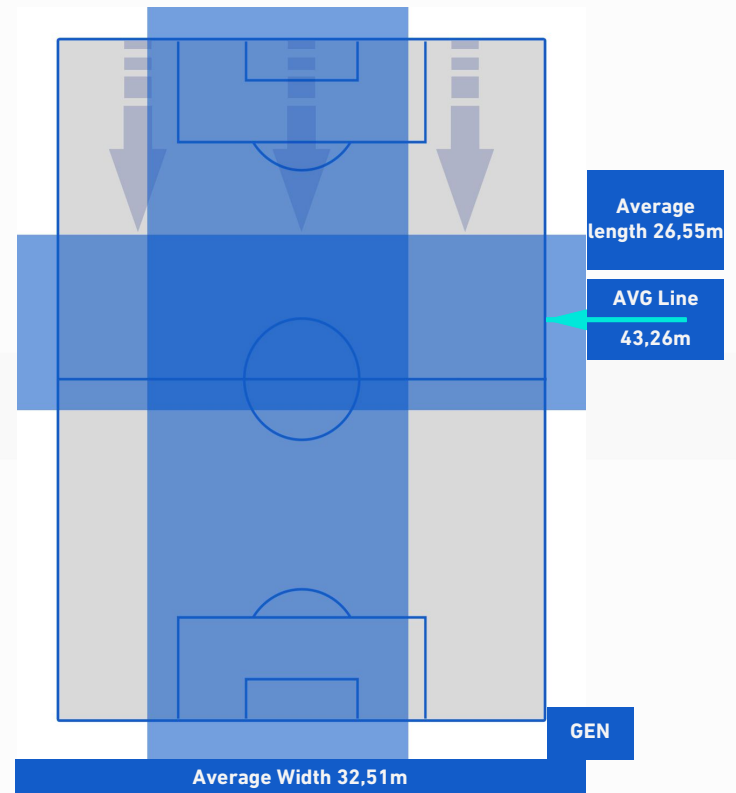
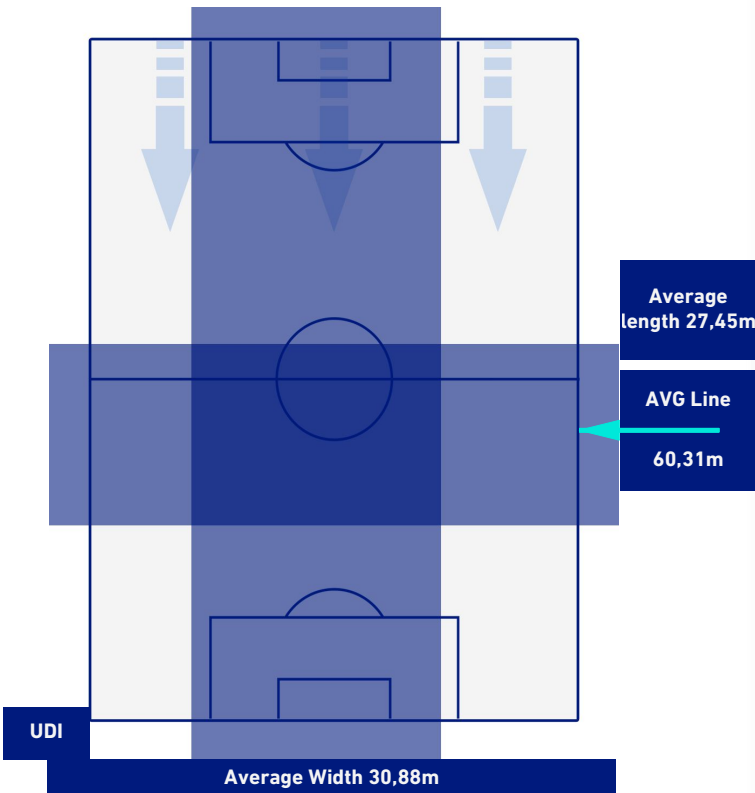
**GENOA**



## TEAM'S DEFENSE POSITION 1st H



## TEAM'S DEFENSE POSITION 2nd H





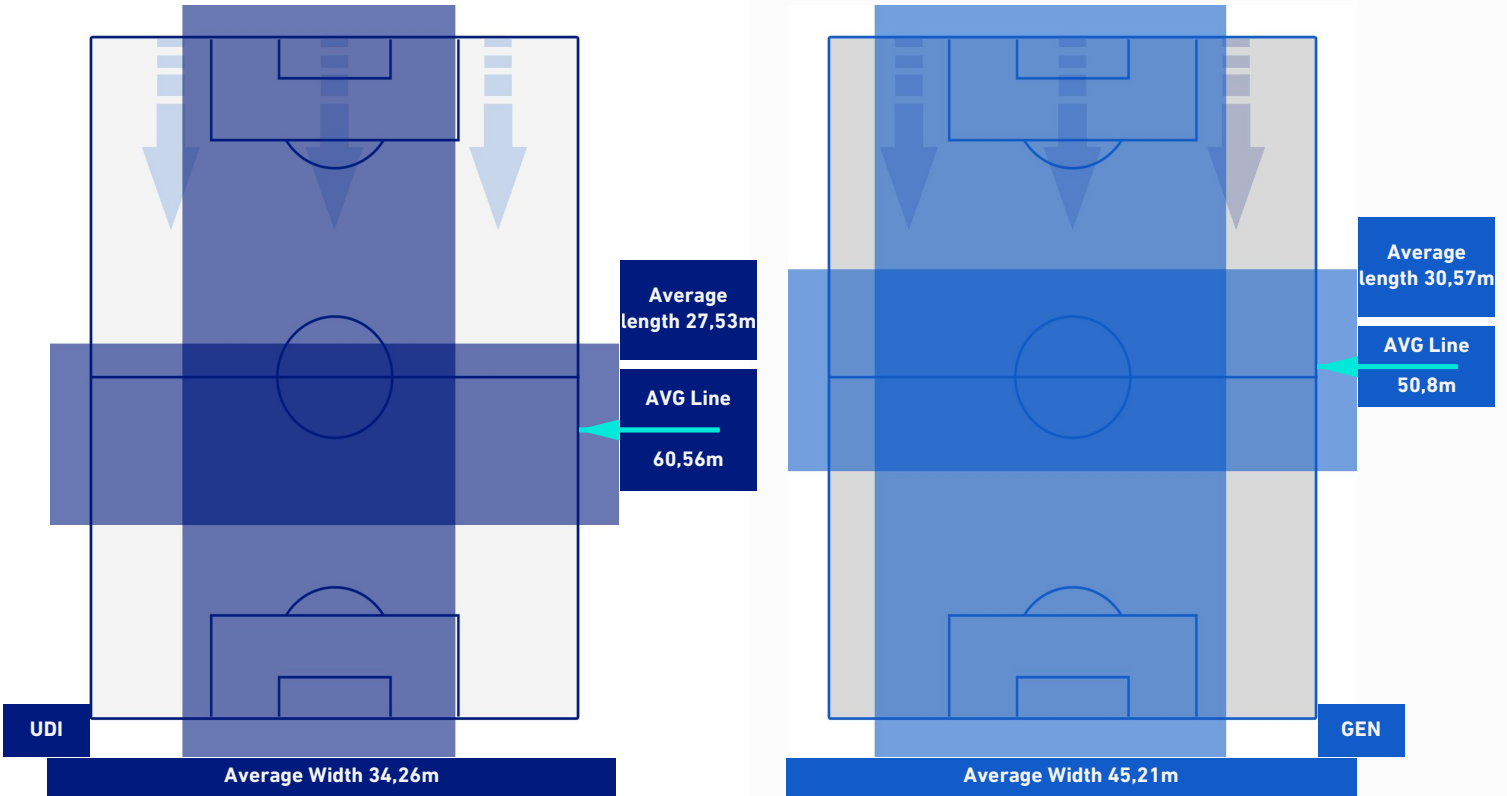
**UDINESE**

**0-0**

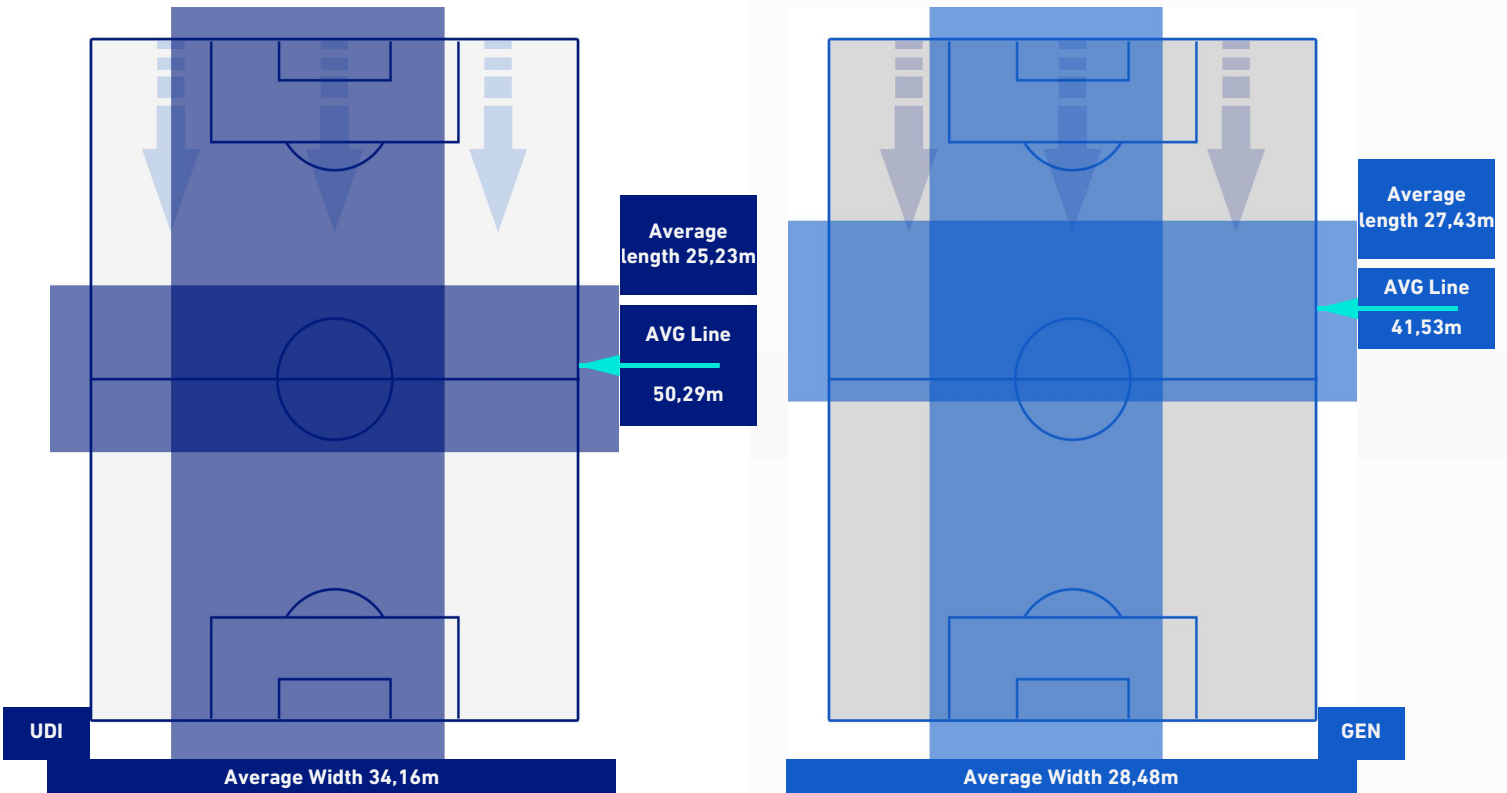
**GENOA**



## TEAM'S DEFENSE POSITION [BALL POSSESSION]



## TEAM'S DEFENSE POSITION [NO BALL POSSESSION]



Udine 28/11/2021 DACIA ARENA - STADIO FRIULI STADIUM - 12:30



**UDINESE**

**0-0**

**GENOA**



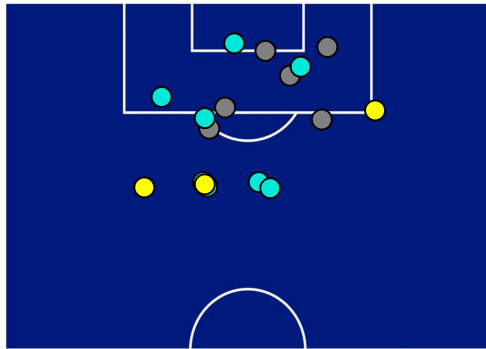
## ATTACKING PLAYS MAP



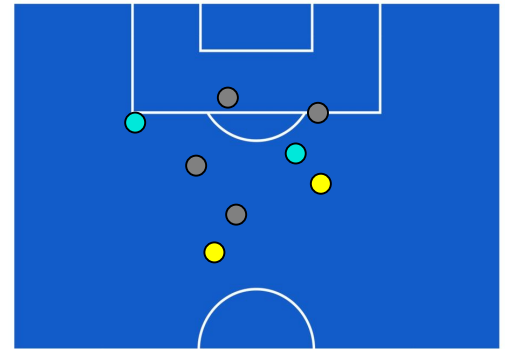
35	Attacking Plays	20
17	Total Attempts	8
12	Scoring Chances	4



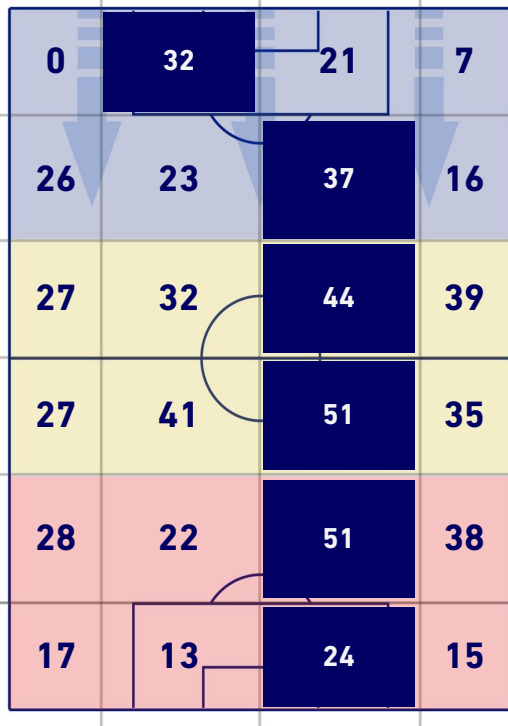
## ATTEMPTS MAP



0	Goals	0
3	On target	2
6	Off target	4
8	Blocked	2

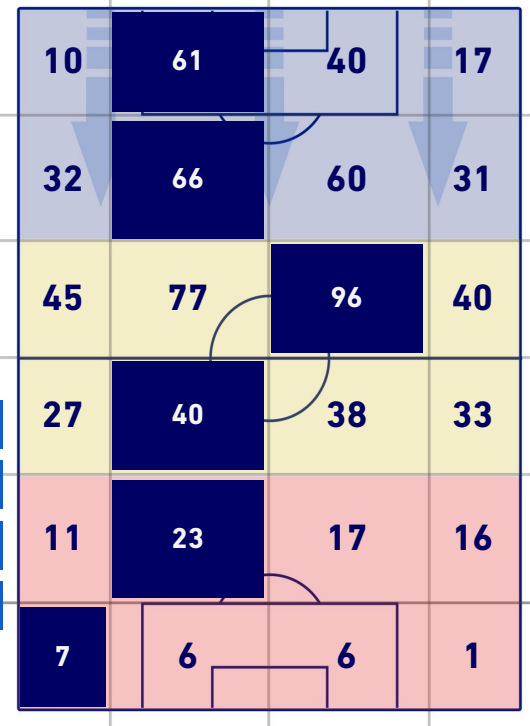


## TOUCH MAP



666	Total Balls Played	800
162	DEFENSIVE	317
296	MIDFIELD	396
208	ATTACK ZONE	87

37	Touch in Attacks zone		12
G. DEULOFEU	8	3	F. BIANCHI
N. PEREZ	6	3	C. EKUBAN
I. PUSSETTO	5	2	A. CAMBIASO





**UDINESE**

**0-0**

**GENOA**



## KEY PLAYERS

**BETO** 9

Position	Forward
Games in Serie A	11
Goals in Serie A	4
Date of birth	31/01/1998
Nationality	POR

Jog 30% - Run 62% - Sprint 8% **Km 10.513**

3.118	6.491	0.904
-------	-------	-------

### Mvp Stats

Minutes Played	98'
Scoring Chances	2
Attempts	1
Balls Played	35
Passes Completed	13
Passes Completed/Attempted (%)	68%
Key Passes	2
Recoveries	4
Fouls Suffered	1

**NICOLO' ROVELLA** 65

Position	Midfielder
Games in Serie A	35
Goals in Serie A	0
Date of birth	04/12/2001
Nationality	ITA

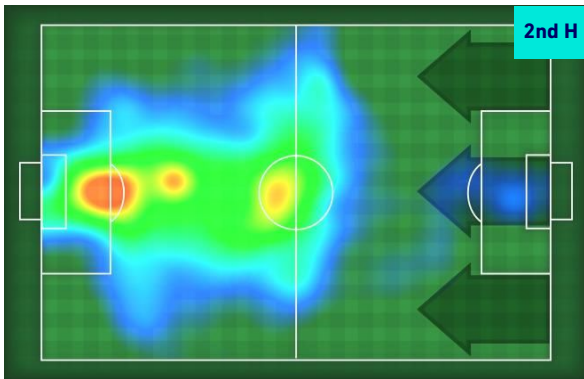
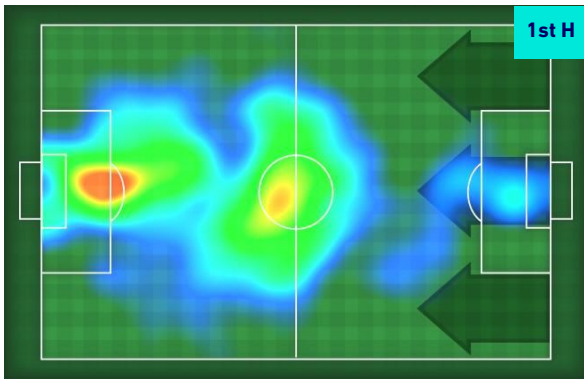
Jog 19% - Run 72% - Sprint 9% **Km 12.12**

2.268	8.717	1.135
-------	-------	-------

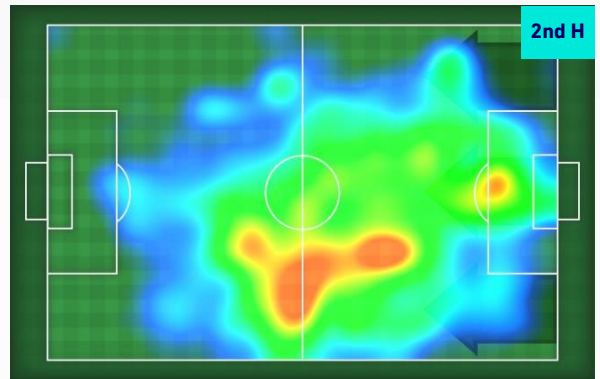
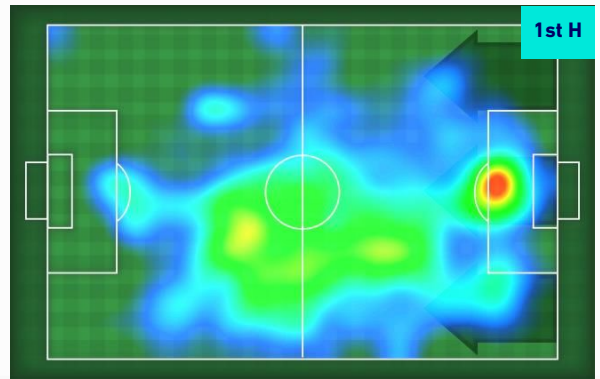
### Mvp Stats

Minutes Played	98'
Scoring Chances	2
Attempts	3
Attempts on target (goals)	1(0)
Balls Played	77
Passes Completed	47
Passes Completed/Attempted (%)	84%
Key Passes	2
Recoveries	5
Fouls Suffered	3

### HeatMap



### HeatMap



Udine 28/11/2021 DACIA ARENA - STADIO FRIULI STADIUM - 12:30



**UDINESE**

**0-0**

**GENOA**



The statistics above are to be considered definitive after 24 hours by the end of the game.

The disciplinary sanctions are not official, as they come by the real-time detection during the game and will become official at the time of the homologation by the competent bodies.

In case of dubious attribution goal, the Lega Serie A will officialize the scorer the day after each round of the League.

The ball possession data is scouted live through the television, with an estimate error of 5%.