




Matchday 13
SERIE A TIM 2021-2022

MATCH REPORT



LAZIO



JUVENTUS

Roma 20/11/2021
OLIMPICO STADIUM 18:00



LAZIO

0-2

JUVENTUS



Line-ups

LAZIO	
25	PEPE REINA GK
29	MANUEL LAZZARI
3	LUIZ FELIPE
33	FRANCESCO ACERBI
23	ELSEID HYSAJ
10	LUIS ALBERTO
32	DANILO CATALDI
21	SERGEJ MILINKOVIC-SAVIC
7	FELIPE ANDERSON
9	PEDRO
20	MATTIA ZACCAGNI



Bench	
1	THOMAS STRAKOSHA
31	MARIUS ADAMONIS
4	GIL PATRIC
5	GONZALO ESCALANTE
6	LUCAS LEIVA
8	JEAN-DANIEL AKPA AKPRO
18	LUKA ROMERO
19	DENIS VAVRO
26	STEFAN RADU
27	RAUL MORO
88	TOMA BASIC
94	VEDAT MURIQI

Coach **MAURIZIO SARRI**

JUVENTUS	
	GK WOJCIECH SZCZESNY 1
	DANILO 6
	LEONARDO BONUCCI 19
	MATTHIJS DE LIGT 4
	JUAN CUADRADO 11
	WESTON MCKENNIE 14
	MANUEL LOCATELLI 27
	ADRIEN RABIOT 25
	LUCA PELLEGRINI 17
	FEDERICO CHIESA 22
	ALVARO MORATA 9



Bench	
	CARLO PINSOGLIO 23
	MATTIA PERIN 36
	ARTHUR 5
	ALEX SANDRO 12
	MOISE KEAN 18
	KAIO JORGE 21
	DANIELE RUGANI 24
	RODRIGO BENTANCUR 30
	DEJAN KULUSEVSKI 44

Coach **MASSIMILIANO ALLEGRI**

Referee **MARCO DI BELLO**
Assistant referee 1 **FILIPPO BERCIGLI**
Assistant referee 2 **ALESSIO BERTI**

Fourth Official **DANIELE PATERNA**
V.A.R.: **LUCA BANTI**
A.V.A.R.: **DANIELE BINDONI**

Roma 20/11/2021 OLIMPICO STADIUM - 18:00



LAZIO

0-2

JUVENTUS



Match Events

LAZ

1T 0' | 45+4'

2T 46' | 90+5'

JUV

LAZIO

JUVENTUS

0

2

- E. HYSAJ 43'
- V. MURIQI | M. ZACCAGNI 65'
- R. MORO | FELIPE ANDERSON 75'
- P. REINA 81'
- LUIS ALBERTO 82'
- T. BASIC | D. CATALDI 84'

- 15' D. KULUSEVSKI | DANILO
- 23' L. BONUCCI
- 28' J. CUADRADO
- 74' M. KEAN | A. MORATA
- 83' L. BONUCCI
- 89' R. BENTANCUR | M. LOCATELLI

Yellow Card Coach MAURIZIO SARRI

Yellow Card Coach MASSIMILIANO ALLEGRI

Legend

- Goal
- Penalty
- Yellow Card
- Red Card
- Owngoal
- Missed Penalty
- Assist
- Substitution
- Second Yellow Card



LAZIO

0-2

JUVENTUS



Game time



Played Time
60%



1st Half - 2nd Half
29'31 - 30'17

BALL POSSESSION

Played Time 59'48



LAZIO

JUVENTUS

Total 34'40



DEFENSIVE HALF

LAZIO

ATTACKING HALF

Total 25'08



DEFENSIVE HALF

JUVENTUS

ATTACKING HALF

QUARTERS BALL POSSESSION

1st H	0'-15'	2nd H	0'-15'
5'31	3'05	6'44	2'58
	16'-30'		16'-30'
4'14	4'20	4'41	5'29
	31'-49'		31'-50'
7'55	4'26	5'35	4'50

TEAM STATS

	LAZ	JUV
Attempts	8	11
Attempts on target (goals)	1(0)	5(2)
Attempts on target by Set piece plays	1	
Attempts on target by Free Kick		2
Attempts on target from penalty box	0	4
Attempts off target	1	3
Blocked Shots	6	3
Scoring Chances	5	8
Key Passes	5	8
Fouls Committed	12	15
Corners	3	2
Cross Successful/Attempted	2/21	4/5
Dribbling	6	23
Passes Completed	558	387
Passes Completed/Attempted (%)	90%	85%
Passes Final Third	205	43
Balls played forward	377	88
Long Passes	22	36
Saves	3	1
Recoveries	59	64
Penalties (in)		2 (2)



Roma 20/11/2021 OLIMPICO STADIUM - 18:00

SERIE A



LAZIO

0-2

JUVENTUS



PLAYER STATS

LAZIO										JUVENTUS																														
	M	GC	OG	S	STP	SF	FYC	SYC	RC		M	GC	OG	S	STP	SF	FYC	SYC	RC																					
25 P. REINA	100'	2		3			1			1 W. SZCZESNY	100'			1	1																									
	M	G	OG	A	AT	PT	SC	FS	BP	AS	KP	P	P(%)	PA	R	FYC	SYC	RC		M	G	OG	A	AT	PT	SC	FS	BP	AS	KP	P	P(%)	PA	R	FYC	SYC	RC			
29 M. LAZZARI	100'			1				3	59			39	93	28	3				6 DANILO	15'								12			7	88	3	2						
3 LUIZ FELIPE	100'			1			1		74		1	56	89	27	9				19 L. BONUCCI	100'	2		3	2		2		68		2	55	93	8	3						
33 F. ACERBI	100'							1	87			76	96	37	7				4 M. DE LIGT	100'								72			56	92		2						
23 E. HYSAJ	100'						2	1	86		2	59	91	43	6	1			11 J. CUADRADO	100'						1	1	79		1	50	82	8	8	1					
10 LUIS ALBERTO	100'			1					92			74	90	59	3	1			14 W. MCKENNIE	100'							1	43			24	86	5	7						
32 D. CATALDI	88'							2	107			83	94	54	9				27 M. LOCATELLI	93'								60			44	88	11	2						
21 S. MILINKOVIC-SAVIC	100'			2	1			1	75			55	87	44	5				25 A. RABIOT	100'			1			1	1	64		1	37	88	10	9						
7 FELIPE ANDERSON	79'			2			1	2	57		1	31	78	26	3				17 L. PELLEGRINI	100'							4	69			31	70	8	10						
9 PEDRO	100'			1			1	1	57		1	31	84	25	5				22 F. CHIESA	100'						2	2	49		2	21	72	14	5						
20 M. ZACCAGNI	69'							2	44			29	88	25	4				9 A. MORATA	78'			1				1	22			13	81	7	2						
27 R. MORO	21'								8			5	100	5					18 M. KEAN	22'			4	2				11			2	67	1	2						
88 T. BASIC	12'							2	5			1	100		2				30 R. BENTANCUR	7'								1			1	100		1						
94 V. MURIQI	31'								9			5	71	3					44 D. KULUSEVSKI	85'			2	1		1	2	46		1	18	82	11	2						

Legenda

- FYC First Yellow Card
- OG Owngoal
- BP Balls Played
- SYC Second Yellow Card
- RC Red Card
- G Goals
- GC Goal Conceded
- M Minutes Played
- AS Assists
- FS Fouls Suffered
- A Attempts
- AT Attempts on target
- SC Scoring Chances
- PT Posts
- S Saves
- STP Saves on set piece plays
- SF Saves on free kick
- P(%) Passes Completed/Attempted (%)
- KP Key Passes
- PA Balls played forward
- P Passes Completed
- R Recoveries

PLAYERS RANKING

Attempts			Attempts on target (goals)			Passes Final Third			Scoring Chances		
1	M. KEAN	JUV 4	1	L. BONUCCI	JUV 2	1	LUIS ALBERTO	LAZ 43	1	L. BONUCCI	JUV 2
2	L. BONUCCI	JUV 3	2	M. KEAN	JUV 2	2	D. CATALDI	LAZ 31	2	F. CHIESA	JUV 2
3	FELIPE ANDERSON	LAZ 2	3	D. KULUSEVSKI	JUV 1	3	E. HYSAJ	LAZ 26	3	E. HYSAJ	LAZ 2
4	D. KULUSEVSKI	JUV 2	4	S. MILINKOVIC-SAVIC	LAZ 1	4	S. MILINKOVIC-SAVIC	LAZ 21	4	J. CUADRADO	JUV 1
5	S. MILINKOVIC-SAVIC	LAZ 2				5	FELIPE ANDERSON	LAZ 16	5	FELIPE ANDERSON	LAZ 1

Balls Played			Passes Completed			Key Passes			Dribbling		
1	D. CATALDI	LAZ 107	1	D. CATALDI	LAZ 83	1	L. BONUCCI	JUV 2	1	F. CHIESA	JUV 6
2	LUIS ALBERTO	LAZ 92	2	F. ACERBI	LAZ 76	2	F. CHIESA	JUV 2	2	D. KULUSEVSKI	JUV 4
3	F. ACERBI	LAZ 87	3	LUIS ALBERTO	LAZ 74	3	E. HYSAJ	LAZ 2	3	J. CUADRADO	JUV 3
4	E. HYSAJ	LAZ 86	4	E. HYSAJ	LAZ 59	4	J. CUADRADO	JUV 1	4	A. RABIOT	JUV 3
5	J. CUADRADO	JUV 79	5	M. DE LIGT	JUV 56	5	FELIPE ANDERSON	LAZ 1	5	M. KEAN	JUV 2



LAZIO

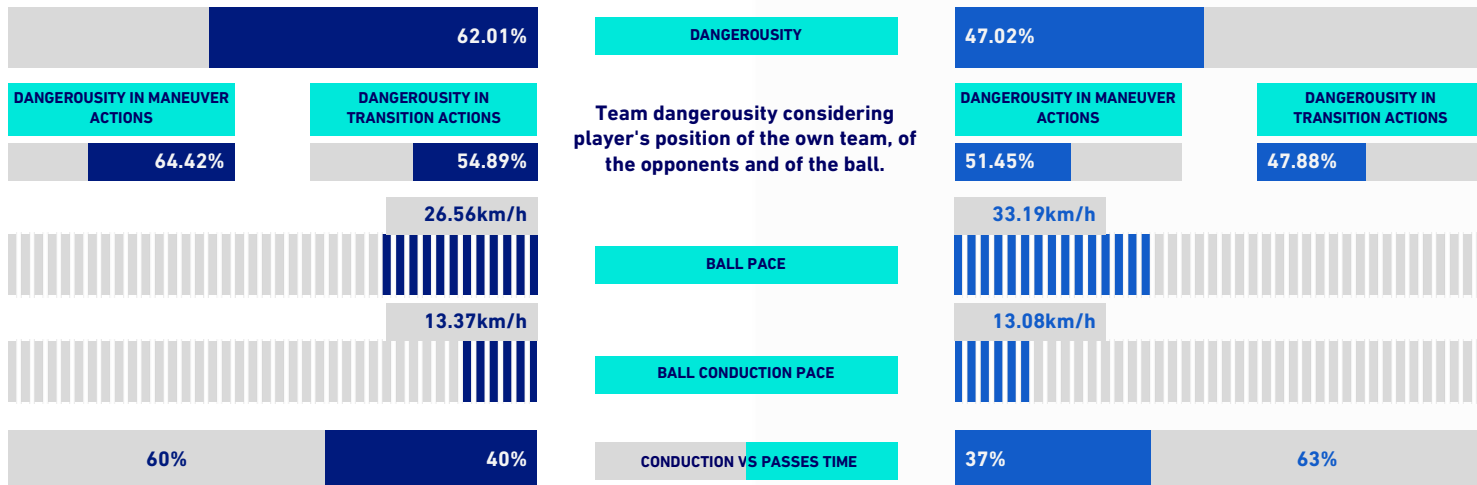
0-2

JUVENTUS



VIRTUAL COACH

TEAM INDICATORS



RECORDMEN

PASS GAIN

Number of players overtaken by a vertical pass (only successful passes are considered). It shows how much a player tends to overcome the opponent's pressure lines.

Rank	Player	Value	Rank	Player	Value
1	25 P. REINA	3.50	1	44 D. KULUSEVSKI	3.80
2	20 M. ZACCAGNI	3.18	2	1 W. SZCZESNY	3.00
3	10 LUIS ALBERTO	3.16	3	27 M. LOCATELLI	2.93
4	29 M. LAZZARI	2.93	4	11 J. CUADRADO	2.92
5	23 E. HYSAJ	2.80	5	17 L. PELLEGRINI	2.81

PASS RISK

Measures the player's propensity to risk the pass (only successful passes are considered).

Rank	Player	Value	Rank	Player	Value
1	94 V. MURIQI	36.67%	1	14 W. MCKENNIE	28.00%
2	25 P. REINA	33.60%	2	17 L. PELLEGRINI	24.78%
3	9 PEDRO	19.91%	3	25 A. RABIOT	23.84%
4	20 M. ZACCAGNI	19.28%	4	9 A. MORATA	22.31%
5	23 E. HYSAJ	18.08%	5	44 D. KULUSEVSKI	21.21%

RECEIVED PRESSURE

How much the player with the ball is pressed by the opposite team. It depends on the speed, running direction and distance from the opponent who is at a shorter distance.

Rank	Player	Value	Rank	Player	Value
1	94 V. MURIQI	74.80%	1	9 A. MORATA	63.88%
2	21 S. MILINKOVIC-SAVIC	62.45%	2	14 W. MCKENNIE	55.70%
3	9 PEDRO	61.39%	3	44 D. KULUSEVSKI	53.57%
4	20 M. ZACCAGNI	52.53%	4	27 M. LOCATELLI	52.64%
5	10 LUIS ALBERTO	52.22%	5	25 A. RABIOT	52.49%

PASS AVAILABILITY

Ability of a player to get away from opponents to receive the ball. It is computed for all the teammates of the player in possession.

Rank	Player	Value	Rank	Player	Value
1	29 M. LAZZARI	84.46%	1	11 J. CUADRADO	83.26%
2	23 E. HYSAJ	84.21%	2	19 L. BONUCCI	82.72%
3	3 LUIZ FELIPE	80.72%	3	17 L. PELLEGRINI	80.45%
4	33 F. ACERBI	78.54%	4	4 M. DE LIGT	76.74%
5	32 D. CATALDI	78.18%	5	27 M. LOCATELLI	74.43%



LAZIO

0-2

JUVENTUS



PLAYERS RANKING [ATHLETICS PERFORMANCE]

Jog - Run - Sprint (km)			
1	SERGEJ MILINKOVIC-SAVIC	Total 12.803	
	2.108	9.448	1.247
2	PEDRO	Total 11.941	
	2.68	8.185	1.076
3	FRANCESCO ACERBI	Total 11.581	
	2.602	7.76	1.219
4	LUIS ALBERTO	Total 11.561	
	2.464	8.15	0.947
5	ELSEID HYSAJ	Total 11.54	
	2.814	7.569	1.157

AVG Speed km/h (run)			
1	S. MILINKOVIC-SAVIC	LAZ	8.3
2	T. BASIC	LAZ	8.2
3	D. CATALDI	LAZ	8
4	V. MURIQI	LAZ	7.6
5	M. ZACCAGNI	LAZ	7.6

AVG Speed km/h (sprint)			
1	M. LAZZARI	LAZ	34.86
2	T. BASIC	LAZ	32.24
3	E. HYSAJ	LAZ	32.21
4	LUIZ FELIPE	LAZ	30.95

TEAM STATS [ATHLETICS PERFORMANCE]

Distance Covered (km)	118.48
AVG Speed (km/h)	7
Jog-Run-Sprint (km 118.48)	
24.965	81.801
	11.714

Jog - Run - Sprint (km)			
1	WESTON MCKENNIE	Total 12.67	
	2.355	8.997	1.318
2	ADRIEN RABIOT	Total 11.303	
	2.415	7.606	1.282
3	MANUEL LOCATELLI	Total 11.241	
	2.154	8.642	0.445
4	DEJAN KULUSEVSKI	Total 11.019	
	2.185	7.557	1.277
5	JUAN CUADRADO	Total 10.813	
	2.807	7.211	0.795

AVG Speed km/h (run)			
1	D. KULUSEVSKI	JUV	8.2
2	W. MCKENNIE	JUV	8.1
3	M. LOCATELLI	JUV	7.8
4	DANILO	JUV	7.6
5	A. RABIOT	JUV	7.6

AVG Speed km/h (sprint)			
1	D. KULUSEVSKI	JUV	34.92
2	F. CHIESA	JUV	34.71
3	R. BENTANCUR	JUV	34.62
4	A. RABIOT	JUV	32.41

Distance Covered (km)	110.93
AVG Speed (km/h)	6.8
Jog-Run-Sprint (km 110.93)	
26.548	74.976
	9.406

Fitness data displayed in the report are the ones collected in real time and could be different to the post-processed ones, delivered to the coaching staff



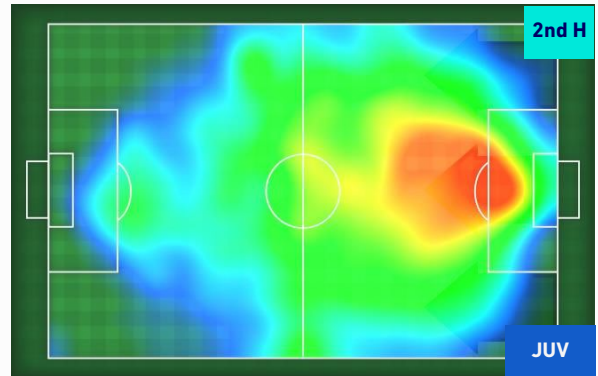
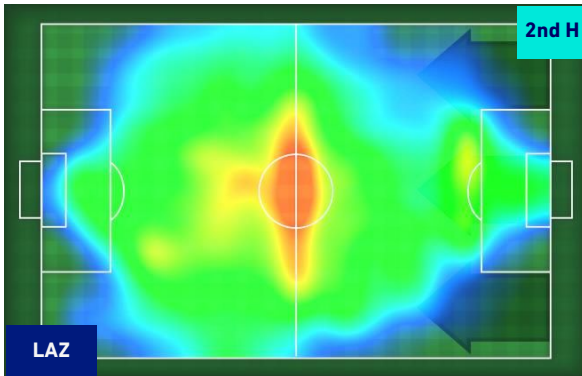
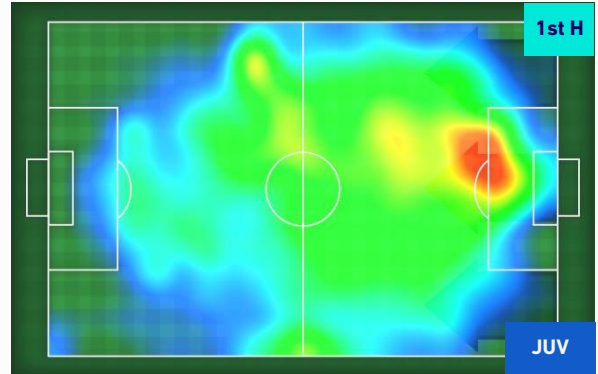
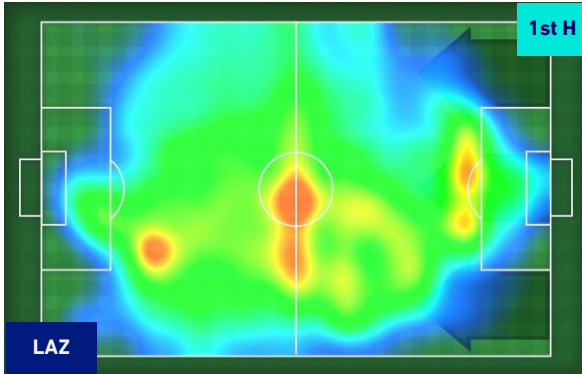
LAZIO

0-2

JUVENTUS



HEATMAP





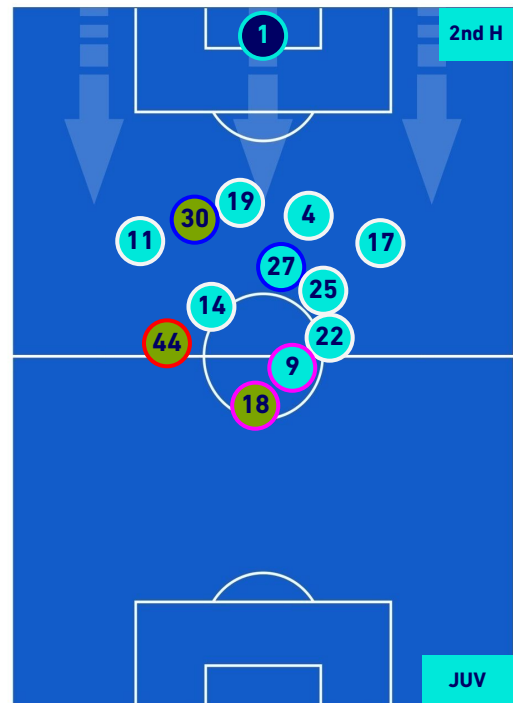
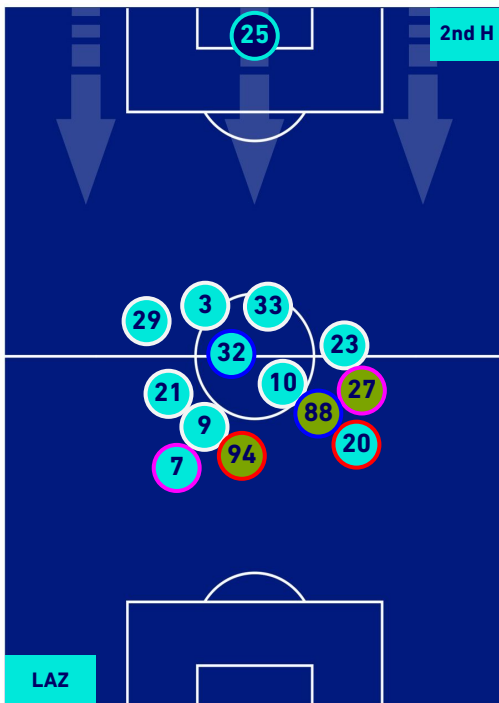
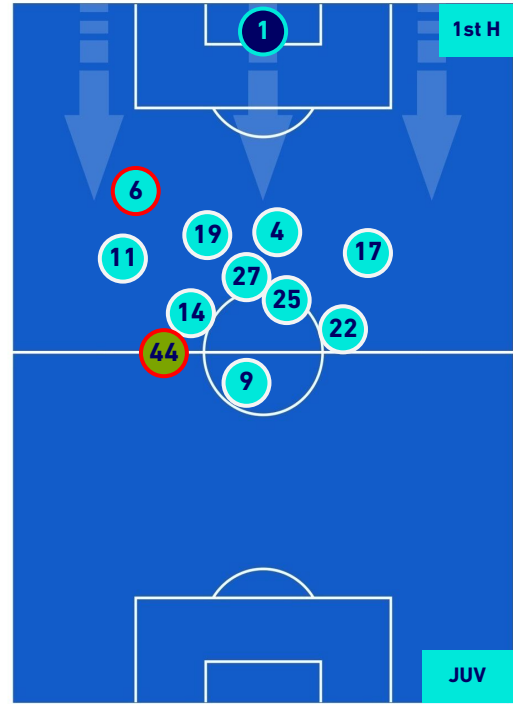
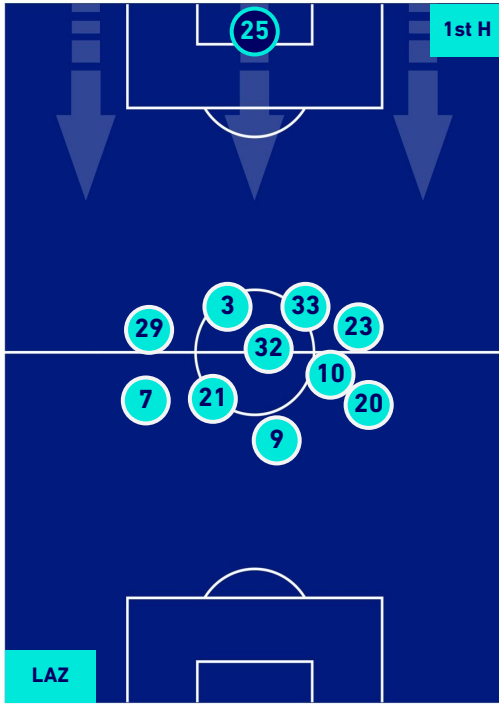
LAZIO

0-2

JUVENTUS



PLAYERS AVERAGE POSITION



Legend:

- 1st Substitution
- 2nd Substitution
- 3rd Substitution
- Player in
- Player in
- Player in

- Player out
- Player out
- Player out

- Player in / out
- Player in / out

-
-



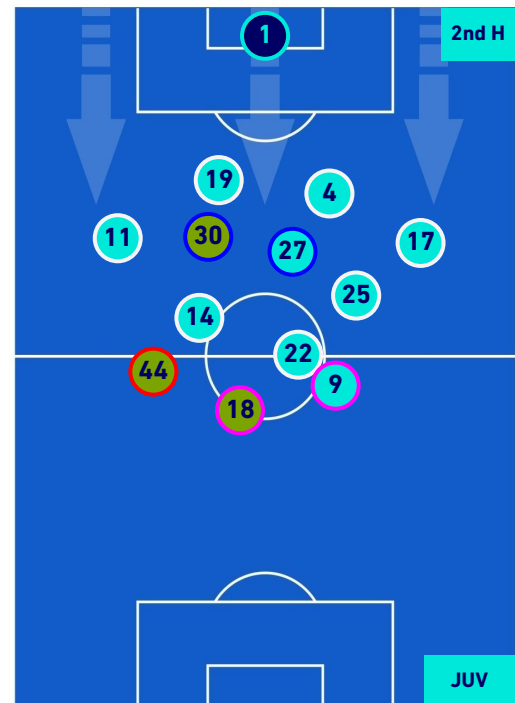
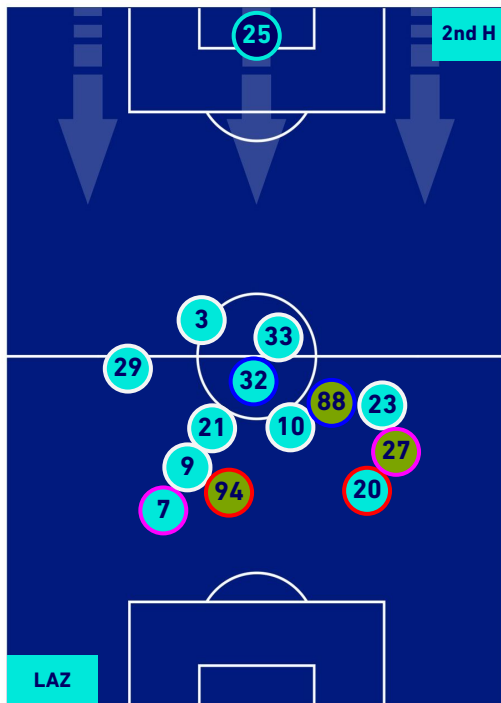
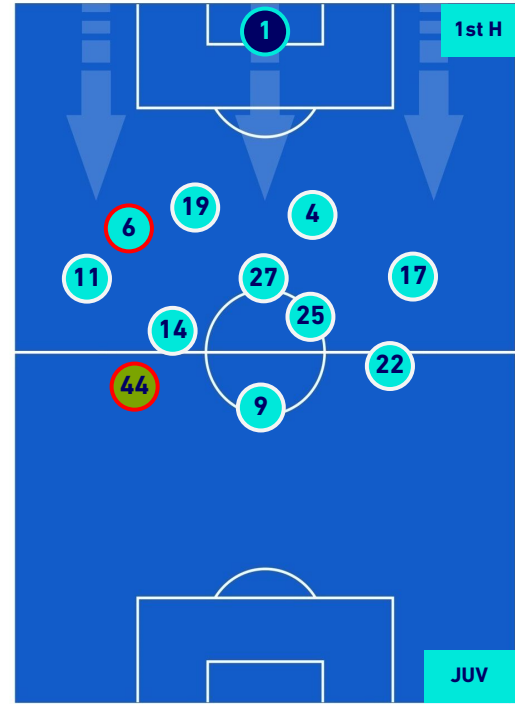
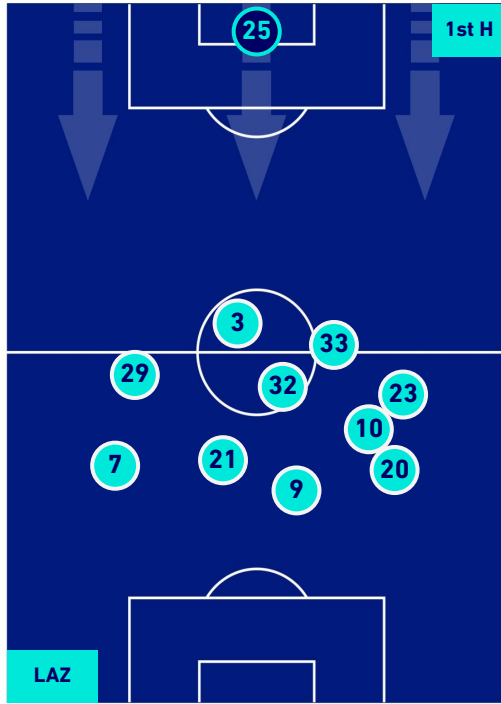
LAZIO

0-2

JUVENTUS



PLAYERS AVERAGE POSITION [BALL POSSESSION]



Legend:

- 1st Substitution
- 2nd Substitution
- 3rd Substitution
- Player in
- Player in
- Player in

- Player out
- Player out
- Player out

- Player in / out
- Player in / out

-
-



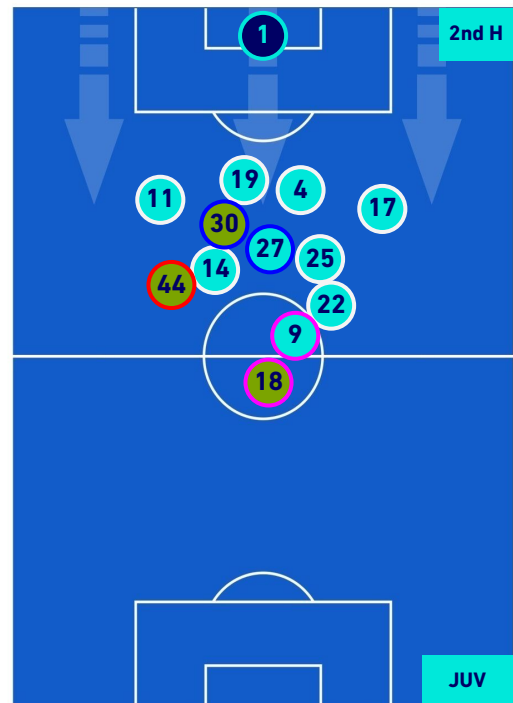
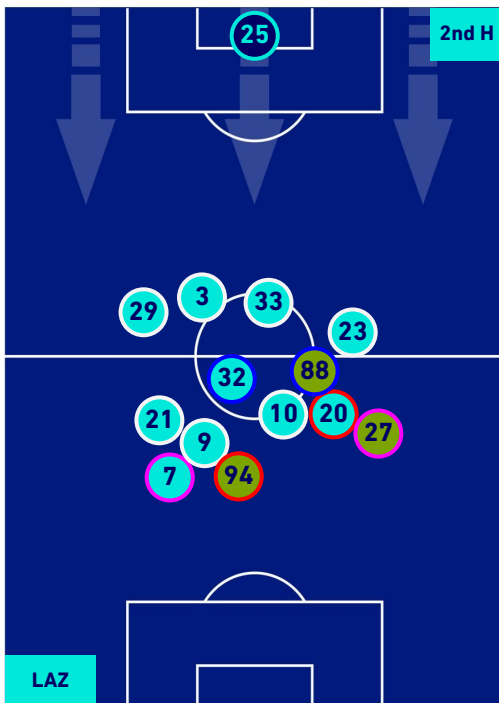
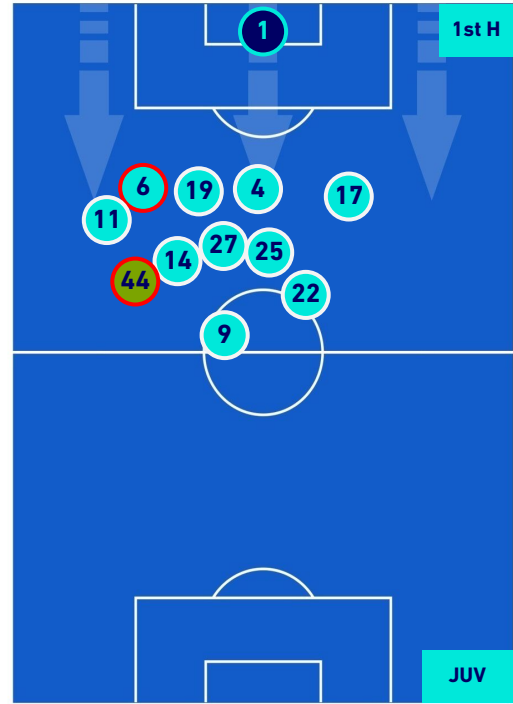
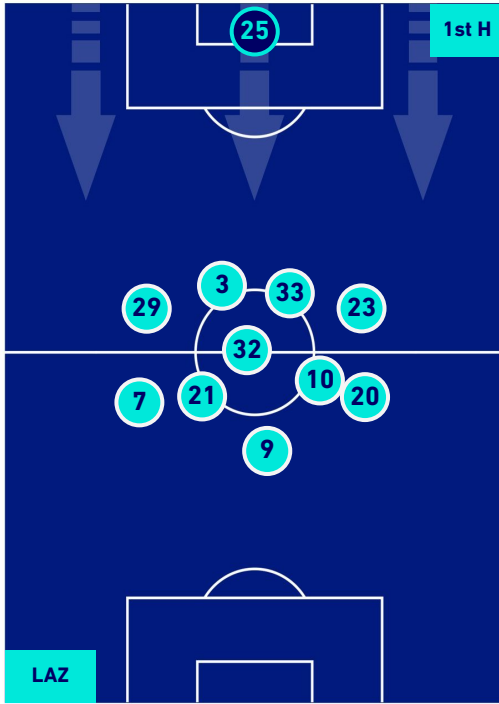
LAZIO

0-2

JUVENTUS



PLAYERS AVERAGE POSITION [NO BALL POSSESSION]



Legend:

- 1st Substitution
- 2nd Substitution
- 3rd Substitution
- Player in
- Player in
- Player in

- Player out
- Player out
- Player out

- Player in / out
- Player in / out

-
-



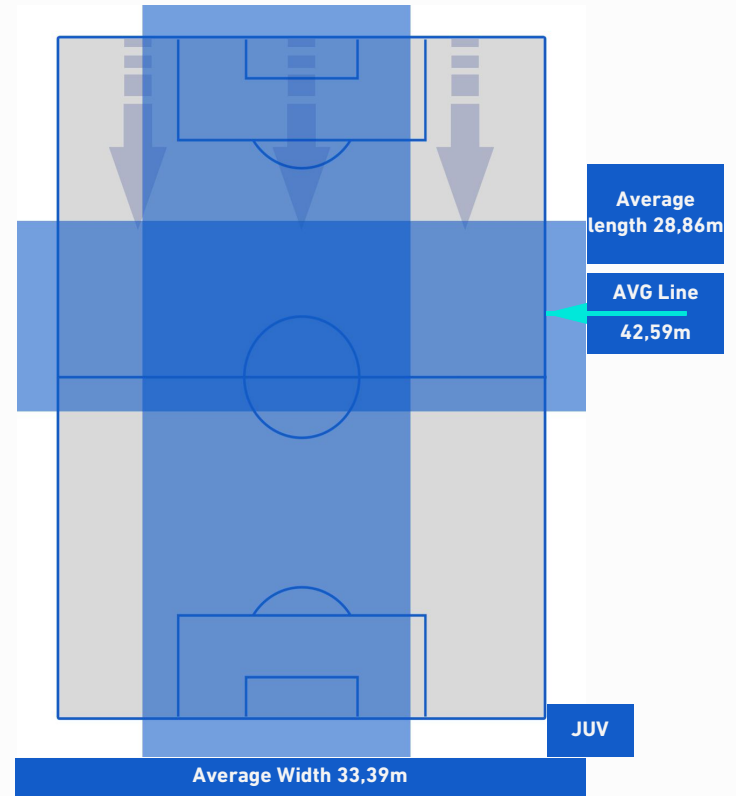
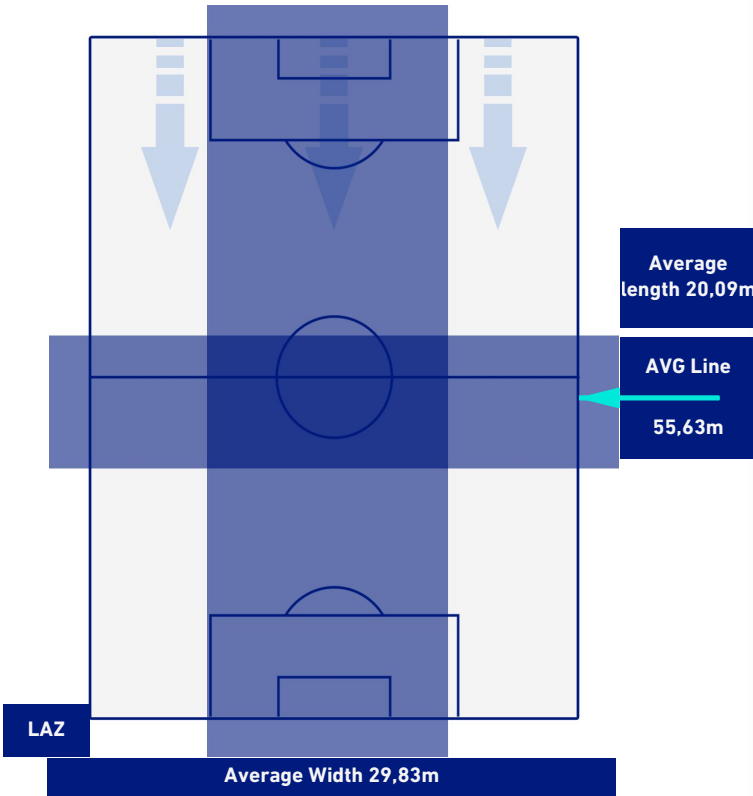
LAZIO

0-2

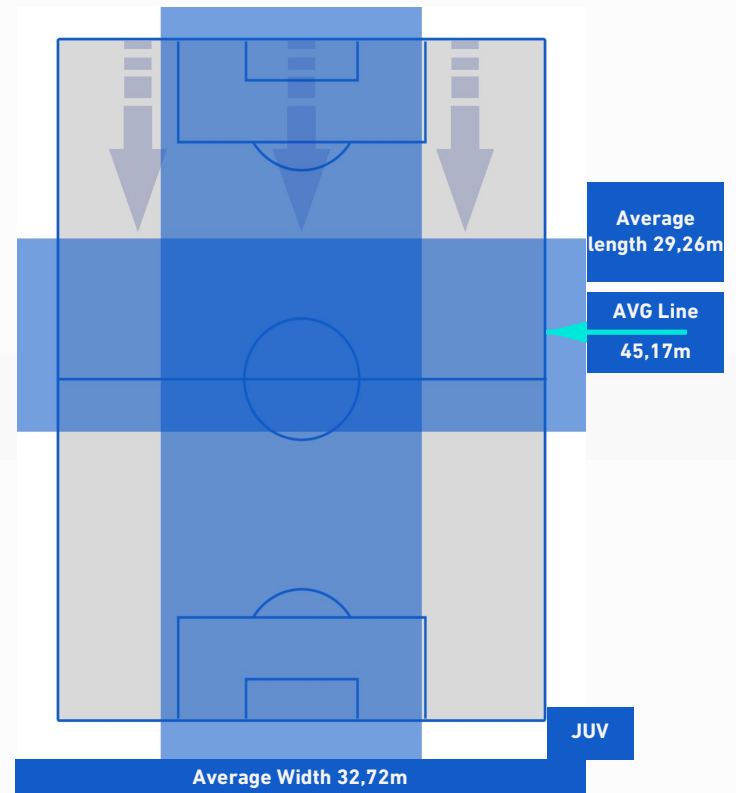
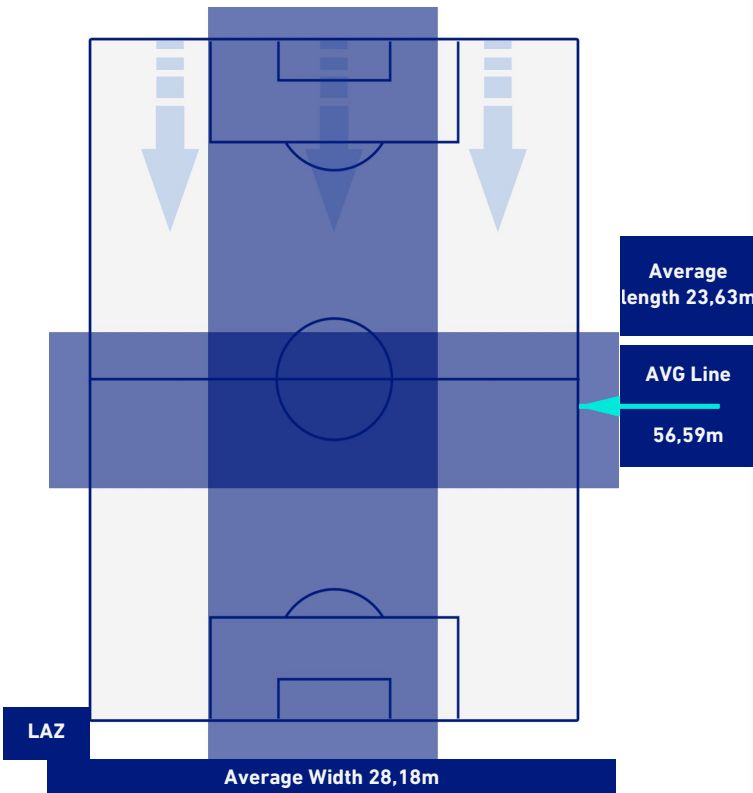
JUVENTUS



TEAM'S DEFENSE POSITION 1st H



TEAM'S DEFENSE POSITION 2nd H





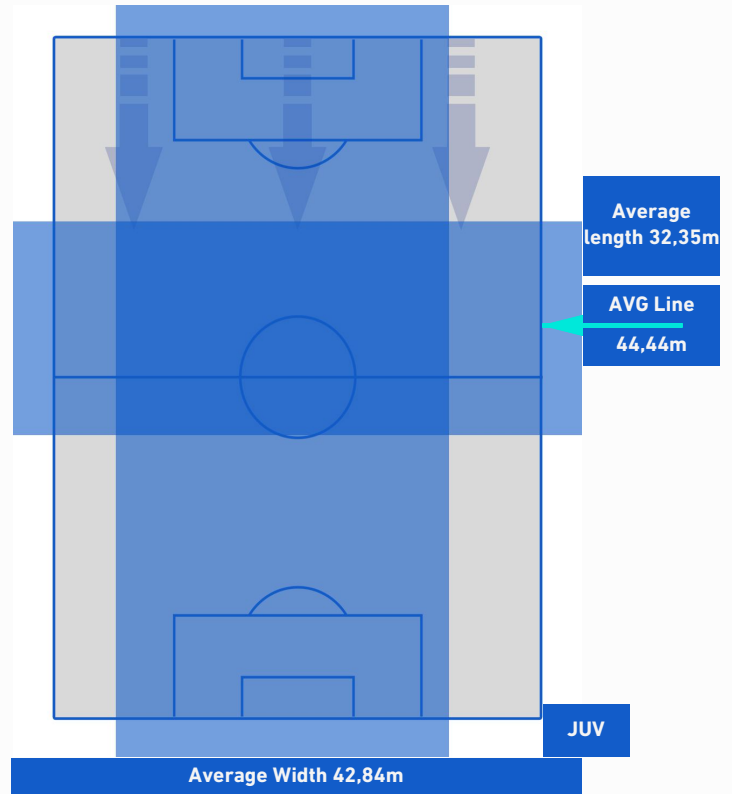
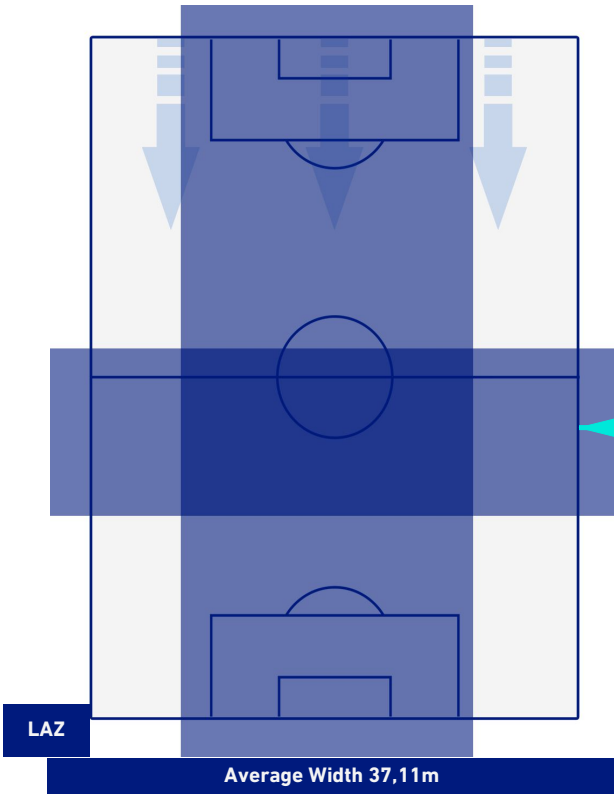
LAZIO

0-2

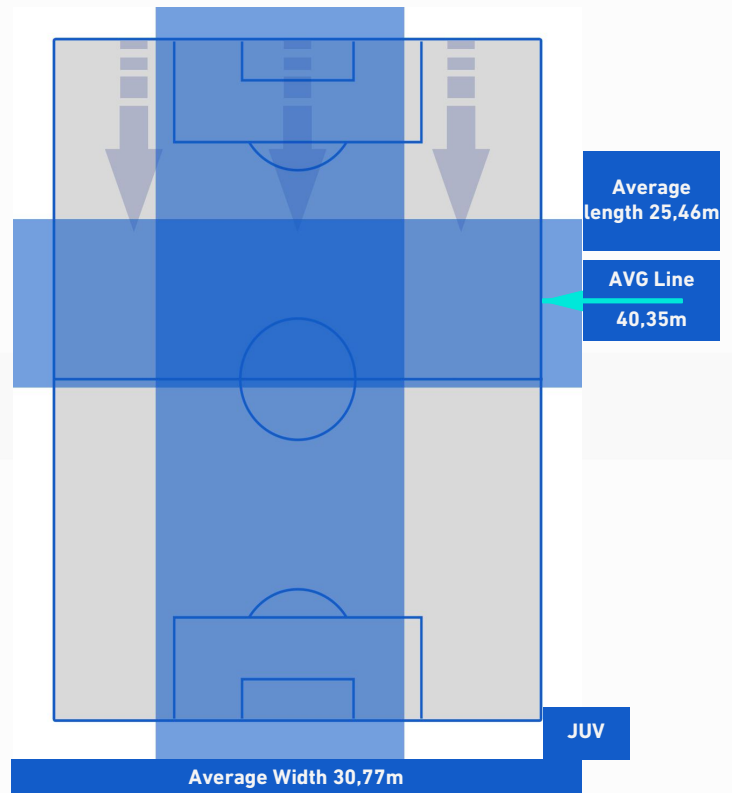
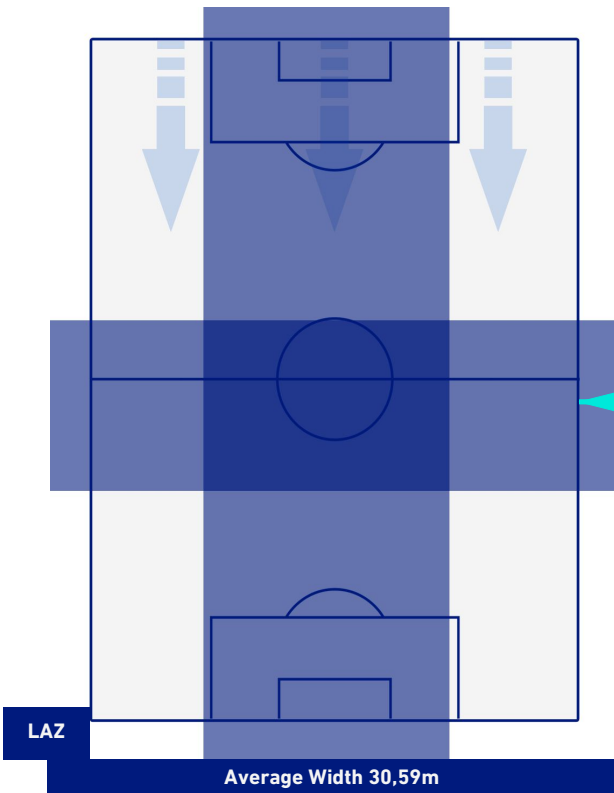
JUVENTUS



TEAM'S DEFENSE POSITION [BALL POSSESSION]



TEAM'S DEFENSE POSITION [NO BALL POSSESSION]





LAZIO

0-2

JUVENTUS



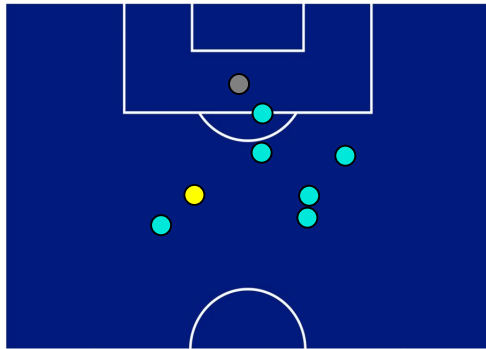
ATTACKING PLAYS MAP



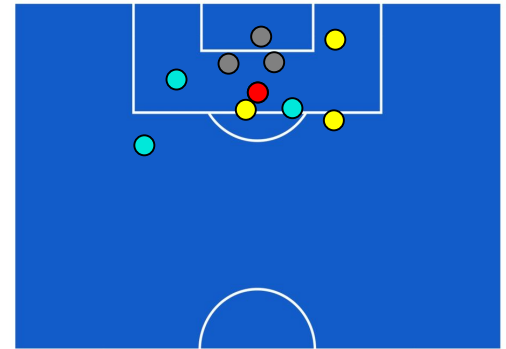
37	Attacking Plays	24
8	Total Attempts	11
5	Scoring Chances	8



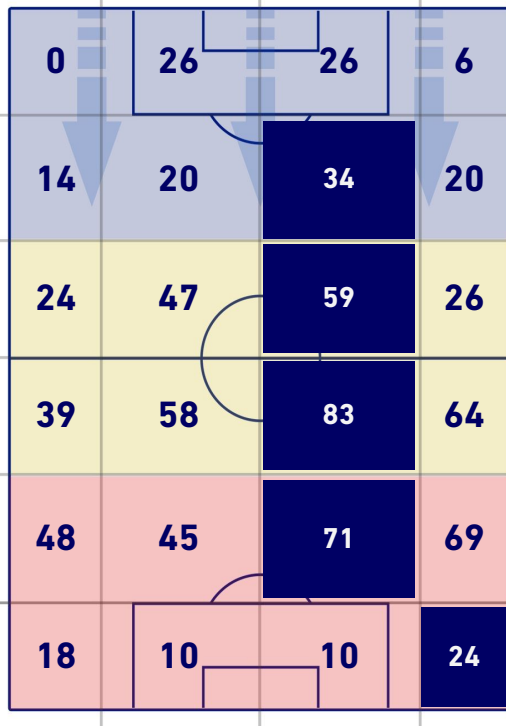
ATTEMPTS MAP



0	Goals	2
1	On target	5
1	Off target	3
6	Blocked	3

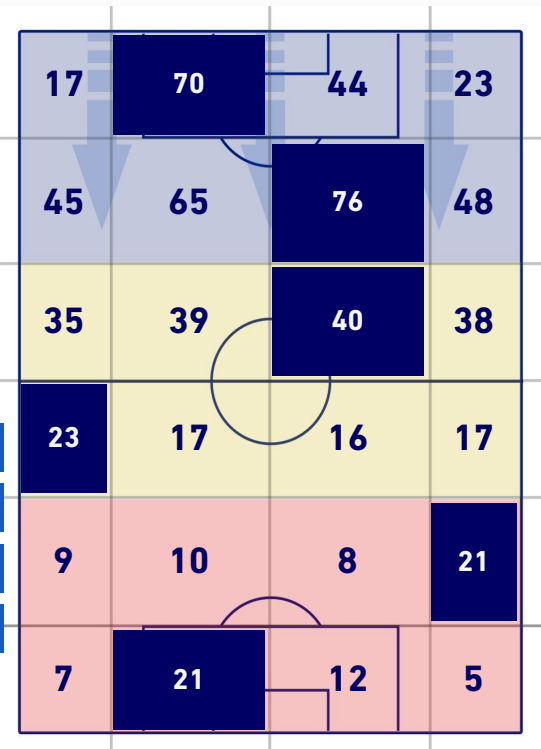


TOUCH MAP



841	Total Balls Played	706
146	DEFENSIVE	388
400	MIDFIELD	225
295	ATTACK ZONE	93

20	Touch in Attacks zone		33
MILINKOVIC-SAVIC	4	8	F. CHIESA
PEDRO	4	8	D. KULUSEVSKI
E. HYSAJ	3	5	M. KEAN





LAZIO

0-2

JUVENTUS



KEY PLAYERS

SERGEJ MILINKOVIC-SAVIC 21

Position	Midfielder
Games in Serie A	207
Goals in Serie A	40
Date of birth	27/02/1995
Nationality	SRB

Jog 16% - Run 74% - Sprint 10% **Km 12.803**

2.108	9.448	1.247
-------	-------	-------

Mvp Stats

Minutes Played	100'
Attempts	2
Attempts on target (goals)	1(0)
Balls Played	75
Passes Completed	55
Passes Completed/Attempted (%)	87%
Recoveries	5
Fouls Suffered	1

LEONARDO BONUCCI 19

Position	Defender
Games in Serie A	402
Goals in Serie A	27
Date of birth	01/05/1987
Nationality	ITA

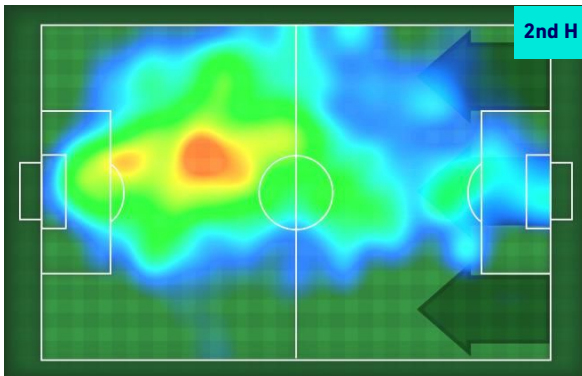
Jog 28% - Run 66% - Sprint 6% **Km 10.467**

2.947	6.911	0.609
-------	-------	-------

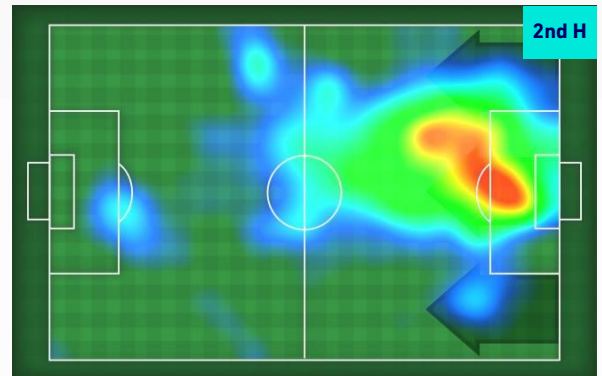
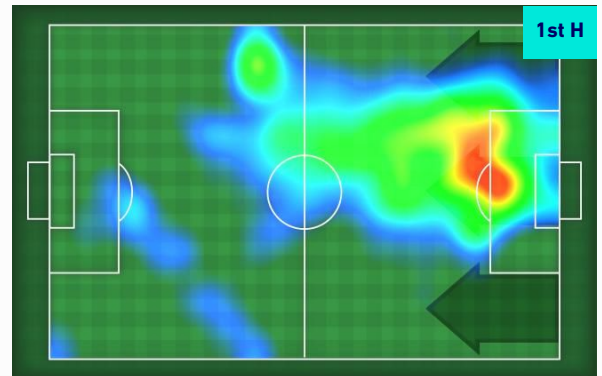
Mvp Stats

Minutes Played	100'
Goals	2
Scoring Chances	2
Attempts	3
Attempts on target (goals)	2(2)
Balls Played	68
Passes Completed	55
Passes Completed/Attempted (%)	93%
Key Passes	2
Recoveries	3

HeatMap



HeatMap





Matchday 13
SERIE A TIM 2021-2022

MATCH REPORT

Roma 20/11/2021 OLIMPICO STADIUM - 18:00



LAZIO

0-2

JUVENTUS



The statistics above are to be considered definitive after 24 hours by the end of the game.

The disciplinary sanctions are not official, as they come by the real-time detection during the game and will become official at the time of the homologation by the competent bodies.

In case of dubious attribution goal, the Lega Serie A will officialize the scorer the day after each round of the League.

The ball possession data is scouted live through the television, with an estimate error of 5%.